

Fixture Lengths

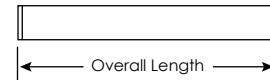
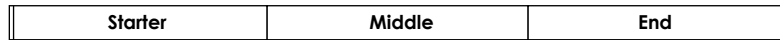
SM

Fixture Type

Approval

Continuous Run Segments

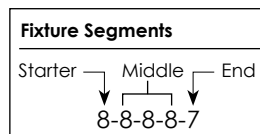
Stand Alone Overall Length



Fixture Length	Overall Length (in)
2'	24.875"
3'	36.875"
4'	48.875"
5'	60.875"
6'	72.875"
7'	84.938"
8'	96.938"

Continuous Run Lengths and Fixture Length Segments

Nominal Length (ft)	SM Overall Length (in)	Fixture Length Segments	Nominal Length (ft)	SM Overall Length (in)	Fixture Length Segments	Nominal Length (ft)	SM Overall Length (in)	Fixture Length Segments
9	9' - 0.938"	6-3	23	23' - 1.000"	8-8-7	37	37' - 1.125"	8-8-8-8-5
10	10' - 0.938"	8-2	24	24' - 1.000"	8-8-8	38	38' - 1.125"	8-8-8-8-6
11	11' - 0.938"	8-3	25	25' - 1.063"	8-8-6-3	39	39' - 1.125"	8-8-8-8-7
12	12' - 0.938"	8-4	26	26' - 1.063"	8-8-8-2	40	40' - 1.125"	8-8-8-8-8
13	13' - 0.938"	8-5	27	27' - 1.063"	8-8-8-3	41	41' - 1.188"	8-8-8-8-6-3
14	14' - 0.938"	8-6	28	28' - 1.063"	8-8-8-4	42	42' - 1.188"	8-8-8-8-8-2
15	15' - 0.938"	8-7	29	29' - 1.063"	8-8-8-5	43	43' - 1.188"	8-8-8-8-8-3
16	16' - 0.938"	8-8	30	30' - 1.063"	8-8-8-6	44	44' - 1.188"	8-8-8-8-8-4
17	17' - 1.000"	8-6-3	31	31' - 1.063"	8-8-8-7	45	45' - 1.188"	8-8-8-8-8-5
18	18' - 1.000"	8-8-2	32	32' - 1.063"	8-8-8-8	46	46' - 1.188"	8-8-8-8-8-6
19	19' - 1.000"	8-8-3	33	33' - 1.125"	8-8-8-6-3	47	47' - 1.188"	8-8-8-8-8-7
20	20' - 1.000"	8-8-4	34	34' - 1.125"	8-8-8-8-2	48	48' - 1.188"	8-8-8-8-8-8
21	21' - 1.000"	8-8-5	35	35' - 1.125"	8-8-8-8-3	49	49' - 1.250"	8-8-8-8-8-6-3
22	22' - 1.000"	8-8-6	36	36' - 1.125"	8-8-8-8-4	50	50' - 1.250"	8-8-8-8-8-8-2



#825-00003
V-1113