

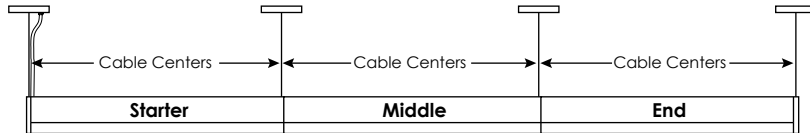
Fixture Lengths

CSS-DR

Fixture Type


Approval

Continuous Run Individual Cable Centers



| Fixture Length | Cable Centers (in) | Fixture Length | Cable Centers (in) | Fixture Length | Cable Centers (in) |
|----------------|--------------------|----------------|--------------------|----------------|--------------------|
| 2' | 22.313" | 2' | 23.250" | 2' | 24.813" |
| 3' | 33.938" | 3' | 34.875" | 3' | 36.438" |
| 4' | 45.563" | 4' | 46.500" | 4' | 48.063" |
| 5' | 57.188" | 5' | 58.125" | 5' | 59.688" |
| 6' | 68.813" | 6' | 69.750" | 6' | 71.313" |
| 7' | 80.438" | 7' | 81.375" | 7' | 82.938" |
| 8' | 92.063" | 8' | 93.000" | 8' | 94.563" |

Stand Alone Cable Centers & Overall Length



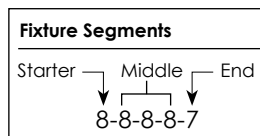
| Fixture Length | Cable Centers (in) | Overall Length (in) |
|----------------|--------------------|---------------------|
| 2' | 23.875" | 24.125" |
| 3' | 35.500" | 35.750" |
| 4' | 47.125" | 47.375" |
| 5' | 58.750" | 59.000" |
| 6' | 70.375" | 70.625" |
| 7' | 82.000" | 82.250" |
| 8' | 93.625" | 93.875" |

Continuous Run Lengths and Fixture Length Segments

| Nominal Length (ft) | CSS-DR Overall Length (in) | Fixture Length Segments |
|---------------------|----------------------------|-------------------------|
| 9 | 8' - 9.500" | 6-3 |
| 10 | 9' - 9.125" | 8-2 |
| 11 | 10' - 8.750" | 8-3 |
| 12 | 11' - 8.375" | 8-4 |
| 13 | 12' - 8.000" | 8-5 |
| 14 | 13' - 7.625" | 8-6 |
| 15 | 14' - 7.250" | 8-7 |
| 16 | 15' - 6.875" | 8-8 |
| 17 | 16' - 6.500" | 8-6-3 |
| 18 | 18' - 5.750" | 8-8-3 |
| 19 | 19' - 5.375" | 8-8-4 |
| 20 | 20' - 5.000" | 8-8-5 |
| 21 | 21' - 4.625" | 8-8-6 |
| 22 | 22' - 4.250" | 8-8-7 |

| Nominal Length (ft) | CSS-DR Overall Length (in) | Fixture Length Segments |
|---------------------|----------------------------|-------------------------|
| 23 | 23' - 3.875" | 8-8-8 |
| 24 | 24' - 3.563" | 8-8-6-3 |
| 25 | 25' - 3.188" | 8-8-8-2 |
| 26 | 26' - 2.813" | 8-8-8-3 |
| 27 | 27' - 2.438" | 8-8-8-4 |
| 28 | 28' - 2.063" | 8-8-8-5 |
| 29 | 29' - 1.688" | 8-8-8-6 |
| 30 | 30' - 1.313" | 8-8-8-7 |
| 31 | 31' - 0.938" | 8-8-8-8 |
| 32 | 32' - 0.563" | 8-8-8-6-3 |
| 33 | 33' - 0.188" | 8-8-8-8-2 |
| 34 | 33' - 11.813" | 8-8-8-8-3 |
| 35 | 34' - 11.438" | 8-8-8-8-4 |
| 36 | 35' - 11.063" | 8-8-8-8-5 |

| Nominal Length (ft) | CSS-DR Overall Length (in) | Fixture Length Segments |
|---------------------|----------------------------|-------------------------|
| 37 | 36' - 10.688" | 8-8-8-8-6 |
| 38 | 37' - 10.313" | 8-8-8-8-7 |
| 39 | 38' - 9.938" | 8-8-8-8-8 |
| 40 | 39' - 9.625" | 8-8-8-8-6-3 |
| 41 | 40' - 9.250" | 8-8-8-8-8-2 |
| 42 | 41' - 8.875" | 8-8-8-8-8-3 |
| 43 | 42' - 8.500" | 8-8-8-8-8-4 |
| 44 | 43' - 8.125" | 8-8-8-8-8-5 |
| 45 | 44' - 7.750" | 8-8-8-8-8-6 |
| 46 | 45' - 7.375" | 8-8-8-8-8-7 |
| 47 | 46' - 7.000" | 8-8-8-8-8-8 |
| 48 | 47' - 6.625" | 8-8-8-8-8-6-3 |
| 49 | 48' - 6.250" | 8-8-8-8-8-8-2 |
| 50 | 50' - 5.500" | 8-8-8-8-8-8-4 |



#825-00020
V-0714