

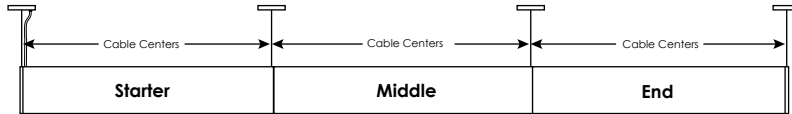
**Fixture Lengths**

**CSS**

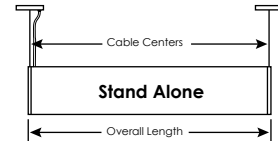
Fixture Type

Approval

**Continuous Run Individual Cable Centers**



**Stand Alone Cable Centers & Overall Length**



| Fixture Length | Cable/Arm Centers (in) | Fixture Length | Cable/Arm Centers (in) | Fixture Length | Cable/Arm Centers (in) |
|----------------|------------------------|----------------|------------------------|----------------|------------------------|
| 2'             | 26.175"                | 2'             | 22.396"                | 2'             | 23.771"                |
| 3'             | 37.975"                | 3'             | 34.207"                | 3'             | 35.582"                |
| 4'             | 49.775"                | 4'             | 46.018"                | 4'             | 47.393"                |
| 6'             | 72.182"                | 6'             | 68.414"                | 6'             | 69.789"                |
| 7'             | 83.982"                | 7'             | 80.225"                | 7'             | 81.600"                |
| 8'             | 95.793"                | 8'             | 92.036"                | 8'             | 93.411"                |

| Fixture Length | Cable/Arm Centers (in) | Overall Length (in) |
|----------------|------------------------|---------------------|
| 2'             | 24.375"                | 24.625"             |
| 3'             | 36.250"                | 36.500"             |
| 4'             | 48.000"                | 48.250"             |
| 6'             | 73.557"                | 73.807"             |
| 7'             | 85.357"                | 85.607"             |
| 8'             | 97.168"                | 97.418"             |

**Continuous Run Lengths and Fixture Length Segments**

| Nominal Length (ft) | CSS Overall Length (in) | Fixture Length Segments |
|---------------------|-------------------------|-------------------------|
| 9                   | 9' - 0.000"             | 6-3                     |
| 10                  | 9' - 11.813"            | 6-4                     |
| 11                  | 10' - 11.625"           | 7-4                     |
| 12                  | 11' - 10.188"           | 6-6                     |
| 13                  | 12' - 10.000"           | 7-6                     |
| 14                  | 13' - 9.813"            | 8-6                     |
| 15                  | 14' - 9.625"            | 8-7                     |
| 16                  | 15' - 9.438"            | 8-8                     |
| 17                  | 16' - 8.063"            | 8-6-3                   |
| 18                  | 17' - 7.875"            | 8-6-4                   |
| 19                  | 18' - 7.688"            | 8-7-4                   |
| 20                  | 20' - 6.063"            | 8-7-6                   |
| 21                  | 21' - 5.875"            | 8-8-6                   |
| 22                  | 22' - 5.688"            | 8-8-7                   |

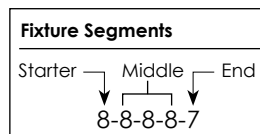
| Nominal Length (ft) | CSS Overall Length (in) | Fixture Length Segments |
|---------------------|-------------------------|-------------------------|
| 23                  | 23' - 5.500"            | 8-8-8                   |
| 24                  | 24' - 4.063"            | 8-8-6-3                 |
| 25                  | 25' - 3.875"            | 8-8-6-4                 |
| 26                  | 26' - 3.688"            | 8-8-7-4                 |
| 27                  | 27' - 3.500"            | 8-8-8-4                 |
| 28                  | 28' - 2.063"            | 8-8-7-6                 |
| 29                  | 29' - 1.875"            | 8-8-8-6                 |
| 30                  | 30' - 1.688"            | 8-8-8-7                 |
| 31                  | 31' - 1.500"            | 8-8-8-8                 |
| 32                  | 32' - 0.125"            | 8-8-8-6-3               |
| 33                  | 32' - 11.938"           | 8-8-8-6-4               |
| 34                  | 33' - 11.750"           | 8-8-8-7-4               |
| 35                  | 34' - 11.563"           | 8-8-8-8-4               |
| 36                  | 35' - 10.125"           | 8-8-8-7-6               |

| Nominal Length (ft) | CSS Overall Length (in) | Fixture Length Segments |
|---------------------|-------------------------|-------------------------|
| 37                  | 36' - 9.938"            | 8-8-8-8-6               |
| 38                  | 37' - 9.750"            | 8-8-8-8-7               |
| 39                  | 38' - 9.563"            | 8-8-8-8-8               |
| 40                  | 39' - 8.125"            | 8-8-8-8-6-3             |
| 41                  | 40' - 7.938"            | 8-8-8-8-6-4             |
| 42                  | 41' - 7.750"            | 8-8-8-8-7-4             |
| 43                  | 42' - 6.375"            | 8-8-8-8-6-6             |
| 44                  | 43' - 6.188"            | 8-8-8-8-7-6             |
| 45                  | 45' - 5.813"            | 8-8-8-8-8-7             |
| 46                  | 46' - 5.625"            | 8-8-8-8-8-8             |
| 47                  | 47' - 4.188"            | 8-8-8-8-8-6-3           |
| 48                  | 48' - 4.000"            | 8-8-8-8-8-6-4           |
| 49                  | 49' - 3.813"            | 8-8-8-8-8-7-4           |
| 50                  | 50' - 3.625"            | 8-8-8-8-8-8-4           |

**2DR-2IN Number of Lamps**

- 2' = (4) 2' lamp
- 3' = (4) 3' lamp
- 4' = (4) 4' lamp
- 6' = (8) 3' lamps
- 7' = (4) 4' lamp & (4) 3' lamp
- 8' = (8) 4' lamps

2DR-1IN consult factory



#825-00037  
V-0715