

Fixture Lengths

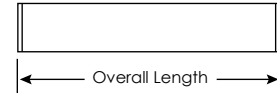
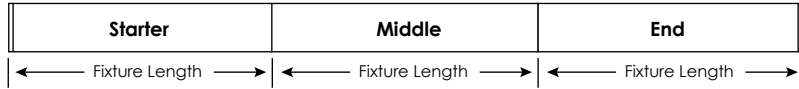
WM

Fixture Type

Approval

Continuous Run Overall Segments

Stand Alone Overall Length



Fixture Length	Overall Length (in)
2'	24.875"
3'	36.875"
4'	48.875"
6'	77.375"
7'	89.375"
8'	101.375"

Continuous Run Lengths and Fixture Length Segments

Nominal Length (ft)	WM Overall Length (in)	Fixture Length Segments
9	9' - 5.375"	6-3
10	10' - 5.375"	6-4
11	11' - 5.375"	7-4
12	12' - 5.375"	6-6
13	13' - 5.375"	7-6
14	14' - 5.375"	8-6
15	15' - 5.375"	8-7
16	16' - 5.375"	8-8
17	17' - 5.375"	8-6-3
18	18' - 5.375"	8-6-4
19	19' - 5.375"	8-7-4
20	20' - 5.375"	8-8-4
21	21' - 5.375"	8-7-6
22	22' - 5.375"	8-8-6

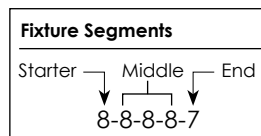
Nominal Length (ft)	WM Overall Length (in)	Fixture Length Segments
23	23' - 5.375"	8-8-7
24	24' - 5.375"	8-8-8
25	25' - 5.375"	8-8-6-3
26	26' - 5.375"	8-8-6-4
27	27' - 5.375"	8-8-7-4
28	28' - 5.375"	8-8-8-4
29	29' - 5.375"	8-8-7-6
30	30' - 5.375"	8-8-8-6
31	31' - 5.375"	8-8-8-7
32	32' - 5.375"	8-8-8-8
33	33' - 5.375"	8-8-8-6-3
34	34' - 5.375"	8-8-8-6-4
35	35' - 5.375"	8-8-8-7-4
36	36' - 5.375"	8-8-8-8-4

Nominal Length (ft)	WM Overall Length (in)	Fixture Length Segments
37	37' - 5.375"	8-8-8-7-6
38	38' - 5.375"	8-8-8-8-6
39	39' - 5.375"	8-8-8-8-7
40	40' - 5.375"	8-8-8-8-8
41	41' - 5.375"	8-8-8-8-6-3
42	42' - 5.375"	8-8-8-8-6-4
43	43' - 5.375"	8-8-8-8-7-4
44	44' - 5.375"	8-8-8-8-8-4
45	45' - 5.375"	8-8-8-8-7-6
46	46' - 5.375"	8-8-8-8-8-6
47	47' - 5.375"	8-8-8-8-8-7
48	48' - 5.375"	8-8-8-8-8-8
49	49' - 5.375"	8-8-8-8-8-6-3
50	50' - 5.375"	8-8-8-8-8-6-4

2DR-2IN Number of Lamps

- 2' = (4) 2' lamp
- 3' = (4) 3' lamp
- 4' = (4) 4' lamp
- 6' = (8) 3' lamps
- 7' = (4) 4' lamp & (4) 3' lamp
- 8' = (8) 4' lamps

2DR-1IN consult factory



#825-00042
V-0715

Due to a program of continuous improvement information is subject to change without notice. © 2015 Birchwood Lighting, Inc. All rights reserved.