

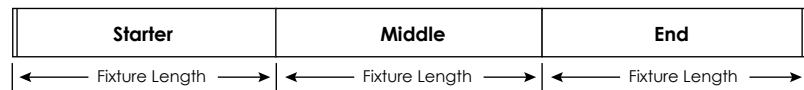
Fixture Lengths

WM

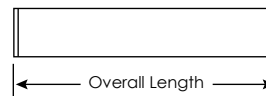
Fixture Type

Approval

Continuous Run Overall Segments



Stand Alone Overall Length



Fixture Length	Overall Length (in)
2'	24.875"
3'	36.875"
4'	48.875"
6'	68.367"
7'	80.367"
8'	92.367"

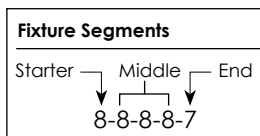
Continuous Run Lengths and Fixture Length Segments

Nominal Length (ft)	WM Overall Length (in)	Fixture Length Segments	Nominal Length (ft)	WM Overall Length (in)	Fixture Length Segments	Nominal Length (ft)	WM Overall Length (in)	Fixture Length Segments
9	9' - 3.875"	6-4	23	22' - 9.813"	8-8-6-3	37	36' - 8.313"	8-8-8-8-8
10	10' - 3.875"	7-4	24	23' - 9.813"	8-8-6-4	38	38' - 3.813"	8-8-8-8-6-4
11	10' - 11.375"	6-6	25	24' - 9.813"	8-8-7-4	39	39' - 3.813"	8-8-8-8-7-4
12	11' - 11.375"	7-6	26	25' - 9.813"	8-8-8-4	40	40' - 3.813"	8-8-8-8-8-4
13	12' - 11.375"	8-6	27	27' - 5.313"	8-8-7-7	41	40' - 11.313"	8-8-8-8-7-6
14	13' - 11.375"	8-7	28	28' - 5.313"	8-8-8-7	42	41' - 11.313"	8-8-8-8-8-6
15	14' - 11.375"	8-8	29	29' - 5.313"	8-8-8-8	43	42' - 11.313"	8-8-8-8-8-7
16	15' - 6.813"	8-6-3	30	30' - 0.813"	8-8-8-6-3	44	43' - 11.313"	8-8-8-8-8-8
17	16' - 6.813"	8-6-4	31	31' - 0.813"	8-8-8-6-4	45	44' - 6.750"	8-8-8-8-8-6-3
18	17' - 6.813"	8-7-4	32	32' - 0.813"	8-8-8-7-4	46	45' - 6.750"	8-8-8-8-8-6-4
19	18' - 6.813"	8-8-4	33	33' - 0.813"	8-8-8-8-4	47	47' - 2.250"	8-8-8-8-8-6-6
20	20' - 2.313"	8-8-6	34	33' - 8.313"	8-8-8-7-6	48	48' - 2.250"	8-8-8-8-8-7-6
21	21' - 2.313"	8-8-7	35	34' - 8.313"	8-8-8-8-6	49	49' - 2.250"	8-8-8-8-8-8-6
22	22' - 2.313"	8-8-8	36	35' - 8.313"	8-8-8-8-7	50	50' - 2.250"	8-8-8-8-8-8-7

1DR-1IN Number of Lamps

- 2' = (2) 2' lamp
- 3' = (2) 3' lamp
- 4' = (2) 4' lamp
- 6' = (4) 3' lamps
- 7' = (2) 4' lamp & (2) 3' lamp
- 8' = (4) 4' lamps

1DR-2IN contact factory



#825-00040
V-0715