

**Fixture Lengths**

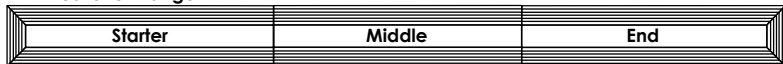
Fixture Type

TL


Approval

**Continuous Run Segments**

TL - Mud-over Flange



**Stand Alone Overall Length**



Fixture Length	Overall Length (in)	Rough In Length (in)
2'	25.950"	23.625"
3'	37.825"	35.500"
4'	49.575"	47.250"
6'	72.075"	69.750"
7'	83.888"	81.563"
8'	95.700"	93.375"

**Continuous Run Lengths, Rough In Lengths and Fixture Length Segments**

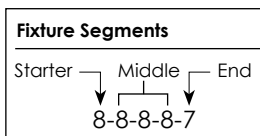
Nominal Length (ft)	TL Overall Length (in)	Rough In Length (in)	Fixture Length Segments
9	8' - 10.313"	8' - 8.000"	6-3
10	9' - 10.063"	9' - 7.750"	6-4
11	10' - 9.875"	10' - 7.563"	7-4
12	11' - 9.688"	11' - 7.375"	8-4
13	12' - 8.375"	12' - 6.063"	7-6
14	14' - 8.000"	14' - 5.688"	8-7
15	15' - 7.813"	15' - 5.500"	8-8
16	16' - 6.438"	16' - 4.125"	8-6-3
17	17' - 6.188"	17' - 3.875"	8-6-4
18	18' - 6.000"	18' - 3.688"	8-7-4
19	19' - 5.813"	19' - 3.500"	8-8-4
20	20' - 4.500"	20' - 2.188"	8-7-6
21	21' - 4.313"	21' - 2.000"	8-8-6
22	22' - 4.125"	22' - 1.813"	8-8-7

Nominal Length (ft)	TL Overall Length (in)	Rough In Length (in)	Fixture Length Segments
23	23' - 3.938"	23' - 1.625"	8-8-8
24	24' - 2.563"	24' - 0.250"	8-8-6-3
25	25' - 2.313"	25' - 0.000"	8-8-6-4
26	26' - 2.125"	25' - 11.813"	8-8-7-4
27	27' - 1.938"	26' - 11.625"	8-8-8-4
28	28' - 0.625"	27' - 10.313"	8-8-7-6
29	29' - 0.438"	28' - 10.125"	8-8-8-6
30	30' - 0.250"	29' - 9.938"	8-8-8-7
31	31' - 0.063"	30' - 9.750"	8-8-8-8
32	31' - 10.688"	31' - 8.375"	8-8-8-6-3
33	32' - 10.438"	32' - 8.125"	8-8-8-6-4
34	33' - 10.250"	33' - 7.938"	8-8-8-7-4
35	34' - 10.063"	34' - 7.750"	8-8-8-8-4
36	35' - 8.750"	35' - 6.438"	8-8-8-7-6

Nominal Length (ft)	TL Overall Length (in)	Rough In Length (in)	Fixture Length Segments
37	36' - 8.563"	36' - 6.250"	8-8-8-8-6
38	37' - 8.375"	37' - 6.063"	8-8-8-8-7
39	38' - 8.188"	38' - 5.875"	8-8-8-8-8
40	39' - 6.813"	39' - 4.500"	8-8-8-8-6-3
41	41' - 6.375"	41' - 4.063"	8-8-8-8-7-4
42	42' - 6.188"	42' - 3.875"	8-8-8-8-8-4
43	43' - 4.875"	43' - 2.563"	8-8-8-8-7-6
44	44' - 4.688"	44' - 2.375"	8-8-8-8-8-6
45	45' - 4.500"	45' - 2.188"	8-8-8-8-8-7
46	46' - 4.313"	46' - 2.000"	8-8-8-8-8-8
47	47' - 2.938"	47' - 0.625"	8-8-8-8-6-3
48	48' - 2.688"	48' - 0.375"	8-8-8-8-6-4
49	49' - 2.500"	49' - 0.188"	8-8-8-8-7-4
50	50' - 2.313"	50' - 0.000"	8-8-8-8-8-4

**Number of Lamps**

- 2' = (1) 2' lamp
- 3' = (1) 3' lamp
- 4' = (1) 4' lamp
- 6' = (2) 3' lamps
- 7' = (1) 4' lamp & (1) 3' lamp
- 8' = (2) 4' lamps



**Rough In Length:**

Trimless (TL) = O.A.L - 2.325

**Rough In Width:**

225 = 3.000"

#825-00085  
V-0314