

Fixture Lengths

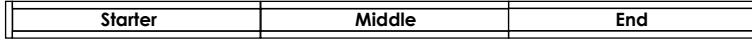
TR

Fixture Type

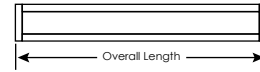
Approval

Continuous Run Segments

TR - Trim



Stand Alone Overall Length



Fixture Length	Overall Length (in)	Rough In Length (in)
2'	25.875"	23.250"
3'	37.875"	37.250"
4'	49.875"	49.250"
6'	73.875"	73.250"
7'	85.875"	85.250"
8'	97.875"	97.250"

Continuous Run Lengths, Rough In Lengths and Fixture Length Segments

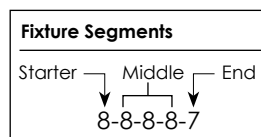
Nominal Length (ft)	TR Overall Length (in)	Rough In Length (in)	Fixture Length Segments
9	9' - 1.875"	9' - 3.563"	6-3
10	10' - 1.875"	10' - 3.563"	6-4
11	11' - 1.875"	11' - 3.563"	7-4
12	12' - 1.875"	12' - 3.563"	8-4
13	13' - 1.875"	13' - 3.563"	7-6
14	14' - 1.875"	14' - 3.563"	8-6
15	15' - 1.875"	15' - 3.563"	8-7
16	16' - 1.875"	16' - 3.563"	8-8
17	17' - 1.875"	17' - 3.563"	8-6-3
18	18' - 1.875"	18' - 3.563"	8-6-4
19	19' - 1.875"	19' - 3.563"	8-7-4
20	20' - 1.875"	20' - 3.563"	8-8-4
21	21' - 1.875"	21' - 3.563"	8-7-6
22	22' - 1.875"	22' - 3.563"	8-8-6

Nominal Length (ft)	TR Overall Length (in)	Rough In Length (in)	Fixture Length Segments
23	23' - 1.875"	23' - 3.563"	8-8-7
24	24' - 1.875"	24' - 3.563"	8-8-8
25	25' - 1.875"	25' - 3.563"	8-8-6-3
26	26' - 1.875"	26' - 3.563"	8-8-6-4
27	27' - 1.875"	27' - 3.563"	8-8-7-4
28	28' - 1.875"	28' - 3.563"	8-8-8-4
29	29' - 1.875"	29' - 3.563"	8-8-7-6
30	30' - 1.875"	30' - 3.563"	8-8-8-6
31	31' - 1.875"	31' - 3.563"	8-8-8-7
32	32' - 1.875"	32' - 3.563"	8-8-8-8
33	33' - 1.875"	33' - 3.563"	8-8-8-6-3
34	34' - 1.875"	34' - 3.563"	8-8-8-6-4
35	35' - 1.875"	35' - 3.563"	8-8-8-7-4
36	36' - 1.875"	36' - 3.563"	8-8-8-8-4

Nominal Length (ft)	TR Overall Length (in)	Rough In Length (in)	Fixture Length Segments
37	37' - 1.875"	37' - 3.563"	8-8-8-7-6
38	38' - 1.875"	38' - 3.563"	8-8-8-8-6
39	39' - 1.875"	39' - 3.563"	8-8-8-8-7
40	40' - 1.875"	40' - 3.563"	8-8-8-8-8
41	41' - 1.875"	41' - 3.563"	8-8-8-8-6-3
42	42' - 1.875"	42' - 3.563"	8-8-8-8-6-4
43	43' - 1.875"	43' - 3.563"	8-8-8-8-7-4
44	44' - 1.875"	44' - 3.563"	8-8-8-8-8-4
45	45' - 1.875"	45' - 3.563"	8-8-8-8-7-6
46	46' - 1.875"	46' - 3.563"	8-8-8-8-8-6
47	47' - 1.875"	47' - 3.563"	8-8-8-8-8-7
48	48' - 1.875"	48' - 3.563"	8-8-8-8-8-8
49	49' - 1.875"	49' - 3.563"	8-8-8-8-8-6-3
50	50' - 1.875"	50' - 3.563"	8-8-8-8-8-6-4

Number of Lamps

- 2' = (1) 2' lamp
- 3' = (1) 3' lamp
- 4' = (1) 4' lamp
- 6' = (2) 3' lamps
- 7' = (1) 4' lamp & (1) 3' lamp
- 8' = (2) 4' lamps



Rough In Length:
Trim (TR) = O.A.L - 0.625

Rough In Width:
225 = 3.000"

#825-00148
V-0314