

Fixture Lengths

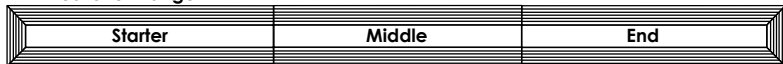
Fixture Type

TL

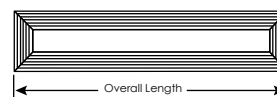
Approval

Continuous Run Segments

TL - Mud-over Flange



Stand Alone Overall Length



Fixture Length	Overall Length (in)	Rough In Length (in)
2'	27.575"	25.250"
3'	39.575"	37.250"
4'	51.575"	49.250"
6'	80.075"	77.750"
7'	92.075"	89.750"
8'	104.075"	101.750"

Continuous Run Lengths, Rough In Lengths and Fixture Length Segments

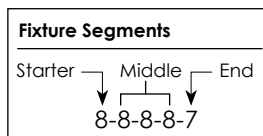
Nominal Length (ft)	TL Overall Length (in)	Rough In Length (in)	Fixture Length Segments
9	9' - 8.250"	9' - 5.938"	6-3
10	10' - 8.250"	10' - 5.938"	6-4
11	11' - 8.250"	11' - 5.938"	7-4
12	12' - 8.250"	12' - 5.938"	6-6
13	13' - 8.250"	13' - 5.938"	7-6
14	14' - 8.250"	14' - 5.938"	8-6
15	15' - 8.250"	15' - 5.938"	8-7
16	16' - 8.250"	16' - 5.938"	8-8
17	17' - 8.250"	17' - 5.938"	8-6-3
18	18' - 8.250"	18' - 5.938"	8-6-4
19	19' - 8.250"	19' - 5.938"	8-7-4
20	20' - 8.250"	20' - 5.938"	8-8-4
21	21' - 8.250"	21' - 5.938"	8-7-6
22	22' - 8.250"	22' - 5.938"	8-8-6

Nominal Length (ft)	TL Overall Length (in)	Rough In Length (in)	Fixture Length Segments
23	23' - 8.250"	23' - 5.938"	8-8-7
24	24' - 8.250"	24' - 5.938"	8-8-8
25	25' - 8.250"	25' - 5.938"	8-8-6-3
26	26' - 8.250"	26' - 5.938"	8-8-6-4
27	27' - 8.250"	27' - 5.938"	8-8-7-4
28	28' - 8.250"	28' - 5.938"	8-8-8-4
29	29' - 8.250"	29' - 5.938"	8-8-7-6
30	30' - 8.250"	30' - 5.938"	8-8-8-6
31	31' - 8.250"	31' - 5.938"	8-8-8-7
32	32' - 8.250"	32' - 5.938"	8-8-8-8
33	33' - 8.250"	33' - 5.938"	8-8-8-6-3
34	34' - 8.250"	34' - 5.938"	8-8-8-6-4
35	35' - 8.250"	35' - 5.938"	8-8-8-7-4
36	36' - 8.250"	36' - 5.938"	8-8-8-8-4

Nominal Length (ft)	TL Overall Length (in)	Rough In Length (in)	Fixture Length Segments
37	37' - 8.250"	37' - 5.938"	8-8-8-7-6
38	38' - 8.250"	38' - 5.938"	8-8-8-8-6
39	39' - 8.250"	39' - 5.938"	8-8-8-8-7
40	40' - 8.250"	40' - 5.938"	8-8-8-8-8
41	41' - 8.250"	41' - 5.938"	8-8-8-8-6-3
42	42' - 8.250"	42' - 5.938"	8-8-8-8-6-4
43	43' - 8.250"	43' - 5.938"	8-8-8-8-7-4
44	44' - 8.250"	44' - 5.938"	8-8-8-8-8-4
45	45' - 8.250"	45' - 5.938"	8-8-8-8-7-6
46	46' - 8.250"	46' - 5.938"	8-8-8-8-8-6
47	47' - 8.250"	47' - 5.938"	8-8-8-8-8-7
48	48' - 8.250"	48' - 5.938"	8-8-8-8-8-8
49	49' - 8.250"	49' - 5.938"	8-8-8-8-8-6-3
50	50' - 8.250"	50' - 5.938"	8-8-8-8-8-6-4

Number of Lamps

- 2' = (2) 2' lamp
- 3' = (2) 3' lamp
- 4' = (2) 4' lamp
- 6' = (4) 3' lamps
- 7' = (2) 4' lamp & (2) 3' lamp
- 8' = (4) 4' lamps



Rough In Length:

Trimless (TL) = O.A.L - 2.325

Rough In Width:

325 = 4.000"

#825-00083
V-0314