

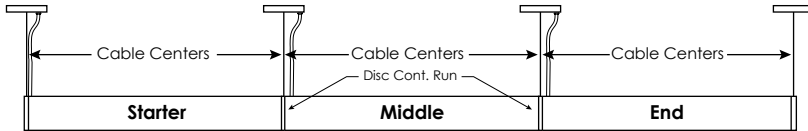
Fixture Lengths

CSS-DR

Fixture Type


Approval

Continuous Run Individual Cable Centers



| Fixture Length | Cable/Arm Centers (in) | Fixture Length | Cable/Arm Centers (in) | Fixture Length | Cable/Arm Centers (in) |
|----------------|------------------------|----------------|------------------------|----------------|------------------------|
| 2' | 24.375" | 2' | 25.750" | 2' | 25.375" |
| 3' | 36.250" | 3' | 37.625" | 3' | 37.250" |
| 4' | 48.000" | 4' | 49.375" | 4' | 49.000" |

Stand Alone Cable Centers & Overall Length



| Fixture Length | Cable/Arm Centers (in) | Overall Length (in) |
|----------------|------------------------|---------------------|
| 2' | 25.000" | 25.250" |
| 3' | 36.875" | 37.125" |
| 4' | 48.625" | 48.875" |
| 6'* | 73.125" | 73.375" |
| 7'* | N/A" | N/A" |
| 8'* | 96.750" | 97.000" |

* (2) power drops on 6', 7' and 8' standalone fixtures, one on each end of fixture.

Continuous Run Lengths and Fixture Length Segments

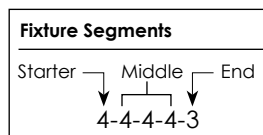
| Nominal Length (ft) | CSS Overall Length (in) | Fixture Length Segments |
|---------------------|-------------------------|-------------------------|
| 6 | 6' - 3.75" | 3-3 |
| 7 | 7' - 3.5" | 3-4 |
| 8 | 8' - 3.25" | 4-4 |
| 9 | 9' - 5.375" | 3-3-3 |
| 10 | 10' - 5.125" | 4-3-3 |
| 11 | 11' - 4.875" | 4-4-3 |
| 12 | 12' - 4.625" | 4-4-4 |
| 13 | 13' - 6.75" | 4-3-3-3 |
| 14 | 14' - 6.5" | 4-4-3-3 |
| 15 | 15' - 6.25" | 4-4-4-3 |
| 16 | 16' - 6" | 4-4-4-4 |
| 17 | 17' - 8.125" | 4-4-3-3-3 |
| 18 | 18' - 7.875" | 4-4-4-3-3 |
| 19 | 19' - 7.625" | 4-4-4-4-3 |
| 20 | 20' - 7.375" | 4-4-4-4-4 |

| Nominal Length (ft) | CSS Overall Length (in) | Fixture Length Segments |
|---------------------|-------------------------|-------------------------|
| 21 | 21' - 9.5" | 4-4-4-3-3-3 |
| 22 | 22' - 9.25" | 4-4-4-4-3-3 |
| 23 | 23' - 9" | 4-4-4-4-4-3 |
| 24 | 24' - 8.75" | 4-4-4-4-4-4 |
| 25 | 25' - 10.875" | 4-4-4-4-3-3-3 |
| 26 | 26' - 10.625" | 4-4-4-4-4-3-3 |
| 27 | 27' - 10.375" | 4-4-4-4-4-4-3 |
| 28 | 28' - 10.125" | 4-4-4-4-4-4-4 |
| 29 | 30' - 0.25" | 4-4-4-4-4-3-3-3 |
| 30 | 31' - 0" | 4-4-4-4-4-4-3-3 |
| 31 | 31' - 11.75" | 4-4-4-4-4-4-4-3 |
| 32 | 32' - 11.5" | 4-4-4-4-4-4-4-4 |
| 33 | 34' - 1.625" | 4-4-4-4-4-4-3-3-3 |
| 34 | 35' - 1.375" | 4-4-4-4-4-4-4-3-3 |
| 35 | 36' - 1.125" | 4-4-4-4-4-4-4-4-3 |

| Nominal Length (ft) | CSS Overall Length (in) | Fixture Length Segments |
|---------------------|-------------------------|-------------------------|
| 36 | 37' - 0.875" | 4-4-4-4-4-4-4-4-4 |
| 37 | 38' - 3" | 4-4-4-4-4-4-4-3-3-3 |
| 38 | 39' - 2.75" | 4-4-4-4-4-4-4-4-3-3 |
| 39 | 40' - 2.5" | 4-4-4-4-4-4-4-4-4-3 |
| 40 | 41' - 2.25" | 4-4-4-4-4-4-4-4-4-4 |
| 41 | 41' - 4.625" | 4-4-4-4-4-4-4-3-3-3-3 |
| 42 | 42' - 4.375" | 4-4-4-4-4-4-4-4-3-3-3 |
| 43 | 43' - 4.125" | 4-4-4-4-4-4-4-4-4-3-3 |
| 44 | 44' - 3.875" | 4-4-4-4-4-4-4-4-4-4-3 |
| 45 | 45' - 3.625" | 4-4-4-4-4-4-4-4-4-4-4 |
| 46 | 46' - 5.75" | 4-4-4-4-4-4-4-4-4-3-3-3 |
| 47 | 47' - 5.5" | 4-4-4-4-4-4-4-4-4-4-3-3 |
| 48 | 48' - 5.25" | 4-4-4-4-4-4-4-4-4-4-4-3 |
| 49 | 49' - 5" | 4-4-4-4-4-4-4-4-4-4-4-4 |
| 50 | 50' - 7.125" | 4-4-4-4-4-4-4-4-4-3-3-3 |

Number of Lamps

- 2' = (1) 2' lamp
- 3' = (1) 3' lamp
- 4' = (1) 4' lamp



#825-00100
V-0615