

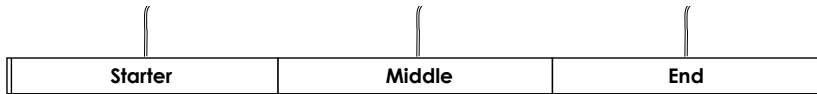
Fixture Lengths

SM

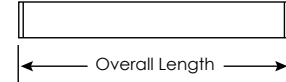
Fixture Type

Approval

Continuous Run Fixture Segments



Stand Alone Overall Length



Fixture Length	Actual Length (in)	Fixture Length	Actual Length (in)	Fixture Length	Actual Length (in)
2'	24.000"	2'	24.750"	2'	24.000"
3'	35.875"	3'	36.625"	3'	35.875"
4'	47.625"	4'	48.375"	4'	47.625"

Fixture Length	Overall Length (in)
2'	23.250"
3'	35.125"
4'	46.875"
6'*	69.375"
7'	N/A
8'*	93.000"

For remote ballast via conduit (by others) 9' wire leads standard, feed centered in back of housing. 6' and 8' fixtures are offset by 6" from center.

Continuous Run Lengths and Fixture Length Segments

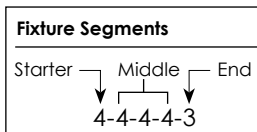
Nominal Length (ft)	SM Overall Length (in)	Fixture Length Segments
6	6' - 1.75"	3-3
7	7' - 1.5"	4-3
8	8' - 1.25"	4-4
9	9' - 2.375"	3-3-3
10	10' - 2.125"	4-3-3
11	11' - 1.875"	4-4-3
12	12' - 1.625"	4-4-4
13	13' - 2.75"	4-3-3-3
14	14' - 2.5"	4-4-3-3
15	15' - 2.25"	4-4-4-3
16	16' - 2"	4-4-4-4
17	17' - 3.125"	4-4-3-3-3
18	18' - 2.875"	4-4-4-3-3
19	19' - 2.625"	4-4-4-4-3
20	20' - 2.375"	4-4-4-4-4

Nominal Length (ft)	SM Overall Length (in)	Fixture Length Segments
21	21' - 3.5"	4-4-4-3-3-3
22	22' - 3.25"	4-4-4-4-3-3
23	23' - 3"	4-4-4-4-4-3
24	24' - 2.75"	4-4-4-4-4-4
25	25' - 3.875"	4-4-4-4-3-3-3
26	26' - 3.625"	4-4-4-4-4-3-3
27	27' - 3.375"	4-4-4-4-4-4-3
28	28' - 3.125"	4-4-4-4-4-4-4
29	29' - 4.25"	4-4-4-4-4-3-3-3
30	30' - 4"	4-4-4-4-4-4-3-3
31	31' - 3.75"	4-4-4-4-4-4-4-3
32	32' - 3.5"	4-4-4-4-4-4-4-4
33	33' - 4.625"	4-4-4-4-4-4-3-3-3
34	34' - 4.375"	4-4-4-4-4-4-4-3-3
35	35' - 4.125"	4-4-4-4-4-4-4-4-3

Nominal Length (ft)	SM Overall Length (in)	Fixture Length Segments
36	36' - 3.875"	4-4-4-4-4-4-4-4-4
37	37' - 5"	4-4-4-4-4-4-4-4-3-3
38	38' - 4.75"	4-4-4-4-4-4-4-4-3-3
39	39' - 4.5"	4-4-4-4-4-4-4-4-4-3
40	40' - 4.25"	4-4-4-4-4-4-4-4-4-4
41	40' - 5.625"	4-4-4-4-4-4-4-4-3-3-3
42	41' - 5.375"	4-4-4-4-4-4-4-4-3-3-3
43	42' - 5.125"	4-4-4-4-4-4-4-4-4-3-3
44	43' - 4.875"	4-4-4-4-4-4-4-4-4-4-3
45	44' - 4.625"	4-4-4-4-4-4-4-4-4-4-4
46	45' - 5.75"	4-4-4-4-4-4-4-4-4-3-3-3
47	46' - 5.5"	4-4-4-4-4-4-4-4-4-4-3-3
48	47' - 5.25"	4-4-4-4-4-4-4-4-4-4-4-3
49	48' - 5"	4-4-4-4-4-4-4-4-4-4-4-4
50	49' - 6.125"	4-4-4-4-4-4-4-4-4-4-3-3-3

Number of Lamps

- 2' = (1) 2' lamp
- 3' = (1) 3' lamp
- 4' = (1) 4' lamp



#825-00101
V-0615

Due to a program of continuous improvement information is subject to change without notice. © 2014 Birchwood Lighting, Inc. All rights reserved.