

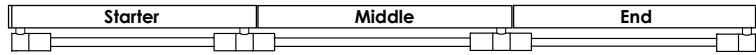
Fixture Lengths

SM

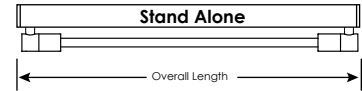
Fixture Type

Approval

Continuous Run Segments



Stand Alone Overall Length



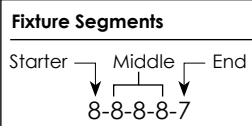
Fixture Length	Overall Length (in)
2'	25.313"
3'	37.125"
4'	48.938"
6'	72.750"
7'	84.562"
8'	96.375"

Continuous Run Lengths and Fixture Length Segments

Nominal Length (ft)	Overall Length (in)	Fixture Length Segments	Nominal Length (ft)	Overall Length (in)	Fixture Length Segments	Nominal Length (ft)	Overall Length (in)	Fixture Length Segments
6	6' - .750"	6	21	20' - 10.687"	8-7-6	36	35' - 8.438"	8-8-8-8-4
7	7' - .562"	7	22	21' - 10.499"	8-7-7	37	36' - 8.437"	8-8-8-7-6
8	8' - .375"	8	23	22' - 10.312"	8-8-7	38	37' - 8.250"	8-8-8-8-6
9	9' - .375"	6-3	24	23' - 10.125"	8-8-8	39	38' - 8.062"	8-8-8-8-7
10	10' - .187"	7-3	25	24' - 10.125"	8-8-6-3	40	39' - 7.875"	8-8-8-8-8
11	11' - .000"	8-3	26	25' - 9.937"	8-8-7-3	41	40' - 7.875"	8-8-8-8-6-3
12	11' - 11.813"	8-4	27	26' - 9.750"	8-8-7-4	42	41' - 7.687"	8-8-8-8-7-3
13	12' - 11.812"	7-6	28	27' - 9.563"	8-8-8-4	43	42' - 7.500"	8-8-8-8-7-4
14	13' - 11.625"	8-6	29	28' - 9.562"	8-8-7-6	44	43' - 7.313"	8-8-8-8-8-4
15	14' - 11.437"	8-7	30	29' - 9.374"	8-8-7-7	45	44' - 7.312"	8-8-8-8-7-6
16	15' - 11.250"	8-8	31	30' - 9.187"	8-8-8-7	46	45' - 7.124"	8-8-8-8-7-7
17	16' - 11.249"	7-7-3	32	31' - 9.000"	8-8-8-8	47	46' - 6.937"	8-8-8-8-8-7
18	17' - 11.062"	7-7-4	33	32' - 9.000"	8-8-8-6-3	48	47' - 6.750"	8-8-8-8-8-8
19	18' - 10.875"	8-8-3	34	33' - 8.812"	8-8-8-7-3			
20	19' - 10.688"	8-8-4	35	34' - 8.625"	8-8-8-7-4			

Number of Lamps

- 2' = (1) 2' lamp
- 3' = (1) 3' lamp
- 4' = (1) 4' lamp
- 6' = (2) 3' lamps
- 7' = (1) 4' lamp & (1) 3' lamp
- 8' = (2) 4' lamps



#825-00119
V-0814