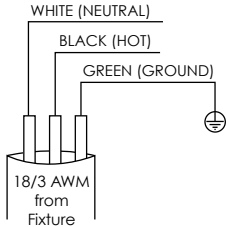


Wiring Diagram

#821-00008

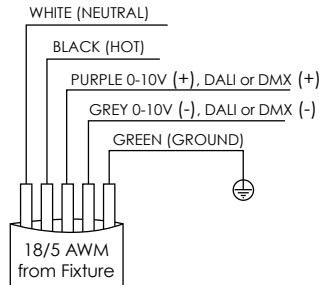
IB w/AWM (Power Cord Drop)

Ballast Option EB or M10
LED Driver: Option EB or HLA2



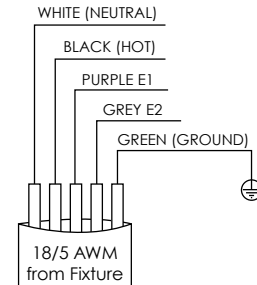
A

Ballast Option 0 - 10V or DALI
LED Driver: Option D1 or D10 or DALI



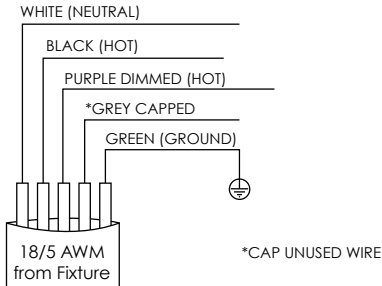
B

Ballast Option ESH (Lutron H- series)
LED Driver: Option HLA2



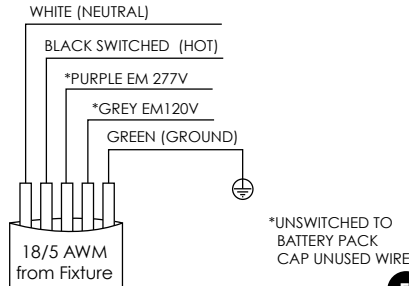
C

Ballast Option ES, HL3 (3 wire dimming)
LED Driver: HLA3



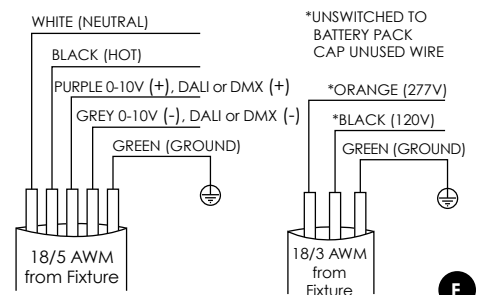
D

Ballast Option EB w/EM



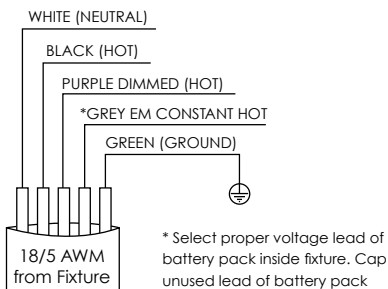
E

Ballast Option 0 - 10V or DALI w/EM (2 cords)
LED Driver: Option D1 or D10 or DALI



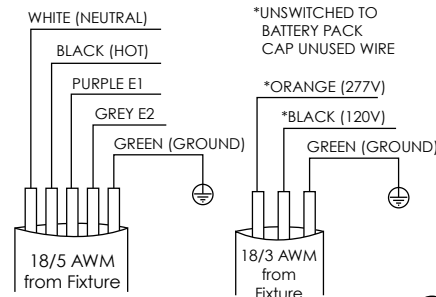
F

Ballast Option ES, HL3 w/EM (3-wire dimming)



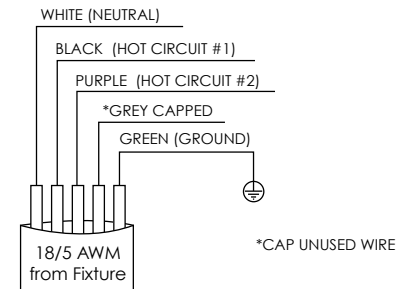
G

Ballast Option ESH w/EM (2 cords)



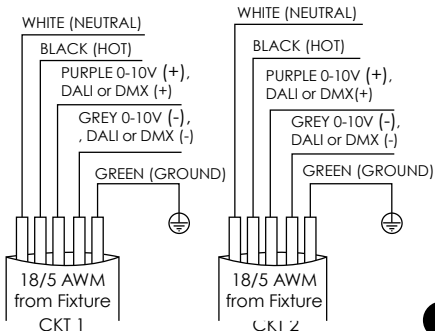
H

Ballast Option EB or M10 w/2CKT Option
LED Driver: Option EB or HLA2



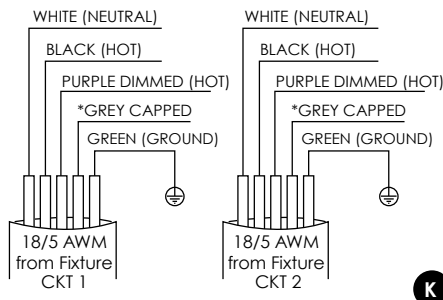
I

Ballast Option 0 - 10V or DALI w/2CKT option (2 cords)
LED Driver: Option D1 or D10 or DALI



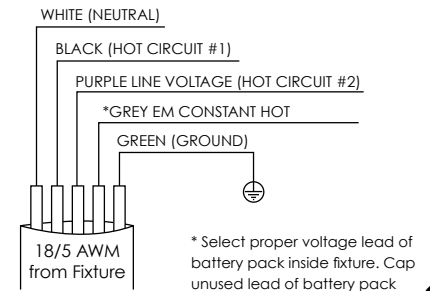
J

Ballast Option ES, HL3 w/2CKT option (2 cords, 3 wire dimming)
LED Driver: Option HLA3



K

Ballast Option 2CKT and EM Option
LED Driver: Option EB or M10



L

Note: To be installed by a qualified electrician per N.E.C. and all local codes.

V-0816