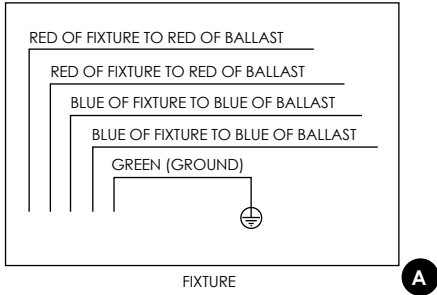


Wiring Diagram

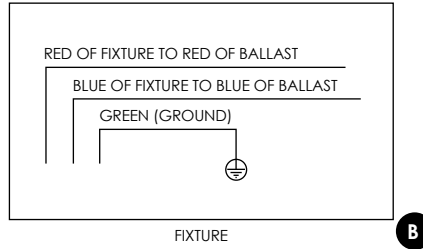
#821-00011

Conduit or Arms from Fixture to Remote Ballast/Driver

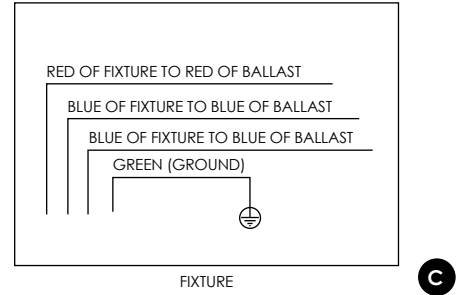
Ballast Option 1 Lamp EB (PRS)



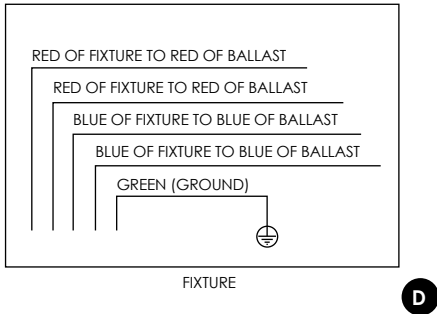
Ballast Option T8-EB 1 Lamp (Instant)



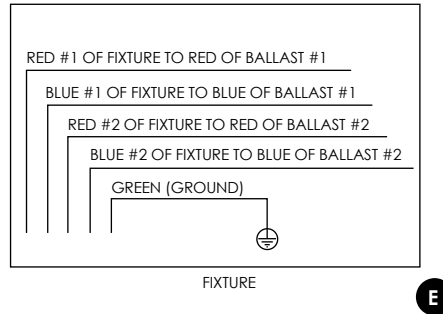
Ballast Option T8 - EB 2 Lamp (Instant)



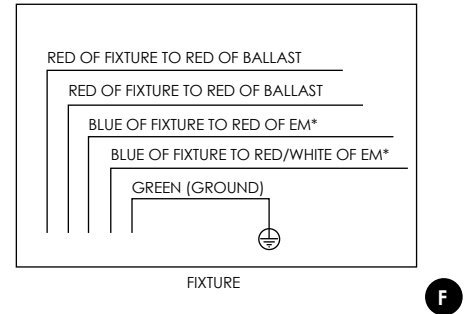
Ballast Option ES, HL3, ESH, 0-10V, M10 or DALI



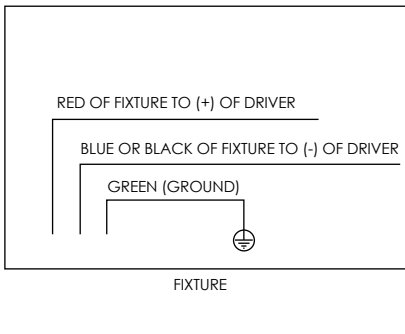
Ballast Option T8 EB w/2CKT (Instant)



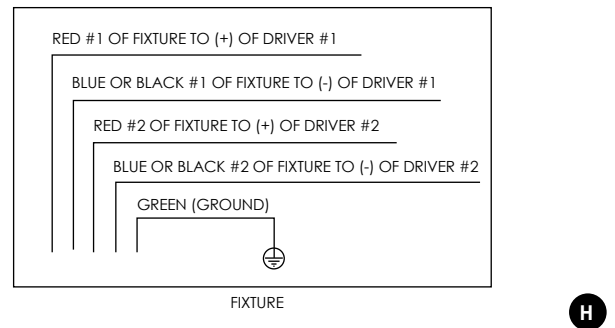
Ballast Option EB w/EM (PRS)



LED Driver Option: EB, HLA2, HLA3, HLAD, D010, D1 or DALI



LED Driver Option: EB, HLA2, HLA3, HLAD, D010, D1 2 Remote Drivers or DALI



Note: Wire color dependant upon battery pack/ballast manufacturer.
See wiring diagram shipped with fixtures.