

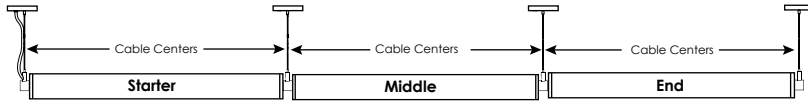
**Fixture Lengths**

**CSS-R | RAS**


Fixture Type

Approval

**Continuous Run Individual Cable/Arm Centers**



**Stand Alone Cable/Arm Centers & Overall Length**



| Fixture Length | Cable/Arm Centers (in) | Fixture Length | Cable/Arm Centers (in) | Fixture Length | Cable/Arm Centers (in) |
|----------------|------------------------|----------------|------------------------|----------------|------------------------|
| 2'             | 25.250"                | 2'             | 25.250"                | 2'             | 25.250"                |
| 3'             | 36.875"                | 3'             | 36.875"                | 3'             | 36.875"                |
| 4'             | 48.500"                | 4'             | 48.500"                | 4'             | 48.500"                |
| 5'             | 60.125"                | 5'             | 60.125"                | 5'             | 60.125"                |
| 6'             | 71.750"                | 6'             | 71.750"                | 6'             | 71.750"                |
| 7'             | 83.375"                | 7'             | 83.375"                | 7'             | 83.375"                |
| 8'             | 95.000"                | 8'             | 95.000"                | 8'             | 95.000"                |

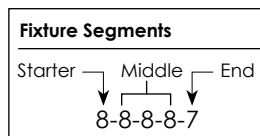
| Fixture Length | Cable/Arm Centers (in) | Overall Length (in) |
|----------------|------------------------|---------------------|
| 2'             | 25.250"                | 26.375"             |
| 3'             | 36.875"                | 38.000"             |
| 4'             | 48.500"                | 49.625"             |
| 5'             | 60.125"                | 61.250"             |
| 6'             | 71.750"                | 72.875"             |
| 7'             | 83.375"                | 84.500"             |
| 8'             | 95.000"                | 96.125"             |

**Continuous Run Lengths and Fixture Length Segments**

| Nominal Length (ft) | CSS-R/RAS Overall Length (in) | Fixture Length Segments |
|---------------------|-------------------------------|-------------------------|
| 9                   | 9' - 1.750"                   | 6-3                     |
| 10                  | 10' - 1.375"                  | 8-2                     |
| 11                  | 11' - 1.000"                  | 8-3                     |
| 12                  | 12' - 0.625"                  | 6-6                     |
| 13                  | 13' - 0.250"                  | 8-5                     |
| 14                  | 13' - 11.875"                 | 8-6                     |
| 15                  | 14' - 11.500"                 | 8-7                     |
| 16                  | 15' - 11.125"                 | 8-8                     |
| 17                  | 17' - 0.750"                  | 8-6-3                   |
| 18                  | 18' - 0.375"                  | 6-6-6                   |
| 19                  | 19' - 0.000"                  | 8-8-3                   |
| 20                  | 19' - 11.625"                 | 8-8-4                   |
| 21                  | 20' - 11.250"                 | 8-8-5                   |
| 22                  | 21' - 10.875"                 | 8-8-6                   |

| Nominal Length (ft) | CSS-R/RAS Overall Length (in) | Fixture Length Segments |
|---------------------|-------------------------------|-------------------------|
| 23                  | 22' - 10.5.000"               | 8-8-7                   |
| 24                  | 23' - 10.125"                 | 8-8-8                   |
| 25                  | 24' - 11.750"                 | 8-8-6-3                 |
| 26                  | 25' - 11.375"                 | 8-8-8-2                 |
| 27                  | 26' - 11.000"                 | 8-8-8-3                 |
| 28                  | 27' - 10.625"                 | 8-8-8-4                 |
| 29                  | 28' - 10.250"                 | 8-8-8-5                 |
| 30                  | 29' - 9.875"                  | 8-8-8-6                 |
| 31                  | 30' - 9.500"                  | 8-8-8-7                 |
| 32                  | 31' - 9.125"                  | 8-8-8-8                 |
| 33                  | 32' - 10.750"                 | 8-8-8-6-3               |
| 34                  | 33' - 10.375"                 | 8-8-8-8-2               |
| 35                  | 34' - 10.000"                 | 8-8-8-8-3               |
| 36                  | 35' - 9.625"                  | 8-8-8-8-4               |

| Nominal Length (ft) | CSS-R/RAS Overall Length (in) | Fixture Length Segments |
|---------------------|-------------------------------|-------------------------|
| 37                  | 36' - 9.250"                  | 8-8-8-8-5               |
| 38                  | 37' - 8.875"                  | 8-8-8-8-6               |
| 39                  | 38' - 8.500"                  | 8-8-8-8-7               |
| 40                  | 39' - 8.125"                  | 8-8-8-8-8               |
| 41                  | 40' - 9.750"                  | 8-8-8-8-6-3             |
| 42                  | 41' - 9.375"                  | 8-8-8-8-8-2             |
| 43                  | 42' - 9.000"                  | 8-8-8-8-8-3             |
| 44                  | 43' - 8.625"                  | 8-8-8-8-8-4             |
| 45                  | 44' - 8.250"                  | 8-8-8-8-8-5             |
| 46                  | 45' - 7.875"                  | 8-8-8-8-8-6             |
| 47                  | 46' - 7.500"                  | 8-8-8-8-8-7             |
| 48                  | 47' - 7.125"                  | 8-8-8-8-8-8             |
| 49                  | 48' - 8.750"                  | 8-8-8-8-8-6-3           |
| 50                  | 49' - 8.375"                  | 8-8-8-8-8-8-2           |



#825-00156  
V-1017