

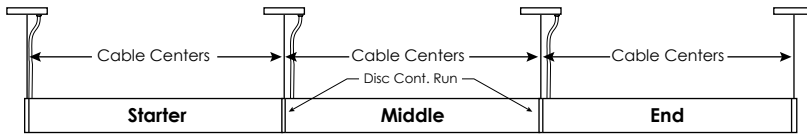
Fixture Lengths

CSS-DR


Fixture Type

Approval

Continuous Run Individual Cable Centers



Stand Alone Cable Centers & Overall Length



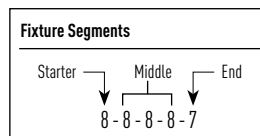
Fixture Length	Cable Centers (in)	Fixture Length	Cable Centers (in)	Fixture Length	Cable Centers (in)
2'	24.313"	2'	24.063"	2'	24.313"
3'	36.313"	3'	36.063"	3'	36.313"
4'	48.313"	4'	48.063"	4'	48.313"
5'	60.313"	5'	60.063"	5'	60.313"
6'	72.313"	6'	72.063"	6'	72.313"
7'	84.375"	7'	84.063"	7'	84.375"
8'	96.375"	8'	96.063"	8'	96.375"

Fixture Length	Cable Centers (in)	Overall Length (in)
2'	24.625"	24.875"
3'	36.625"	36.875"
4'	48.625"	48.875"
5'	60.625"	60.875"
6'	72.625"	72.875"
*7'	84.688"	84.938"
*8'	96.688"	96.938"

\*(2) power drops on 7' & 8' standalone fixtures for HLA2, HLA3, & HLAD driver options. One drop on each end of fixture.

Continuous Run Lengths and Fixture Length Segments

9	9' - 0.938"	6-3	23	23' - 1.000"	8-8-7	37	37' - 1.125"	8-8-8-5
10	10' - 0.938"	8-2	24	24' - 1.000"	8-8-8	38	38' - 1.125"	8-8-8-6
11	11' - 0.938"	8-3	25	25' - 1.063"	8-8-6-3	39	39' - 1.125"	8-8-8-7
12	12' - 0.938"	6-6	26	26' - 1.063"	8-8-8-2	40	40' - 1.125"	8-8-8-8
13	13' - 0.938"	8-5	27	27' - 1.063"	8-8-8-3	41	41' - 1.188"	8-8-8-6-3
14	14' - 0.938"	8-6	28	28' - 1.063"	8-8-8-4	42	42' - 1.188"	8-8-8-8-2
15	15' - 0.938"	8-7	29	29' - 1.063"	8-8-8-5	43	43' - 1.188"	8-8-8-8-3
16	16' - 0.938"	8-8	30	30' - 1.063"	8-8-8-6	44	44' - 1.188"	8-8-8-8-4
17	17' - 1.000"	8-6-3	31	31' - 1.063"	8-8-8-7	45	45' - 1.188"	8-8-8-8-5
18	18' - 1.000"	6-6-6	32	32' - 1.063"	8-8-8-8	46	46' - 1.188"	8-8-8-8-6
19	19' - 1.000"	8-8-3	33	33' - 1.125"	8-8-8-6-3	47	47' - 1.188"	8-8-8-8-7
20	20' - 1.000"	8-8-4	34	34' - 1.125"	8-8-8-8-2	48	48' - 1.188"	8-8-8-8-8
21	21' - 1.000"	8-8-5	35	35' - 1.125"	8-8-8-8-3	49	49' - 1.250"	8-8-8-8-6-3
22	22' - 1.000"	8-8-6	36	36' - 1.125"	8-8-8-8-4	50	50' - 1.250"	8-8-8-8-8-2



#825-00001  
V-0917