

NOL-LED 125 / CSS-P

NOLAN LED 1.25" Linear LED - Powered Cable Suspension System

TYPE:

JOB NAME:



With its 1.25" wide linear profile, NOLAN provides specification grade minimalist design and luminance to the refined architectural market.

Featuring our precision-machined quarter-inch aluminum end-caps, NOLAN is handcrafted to remain beautiful while still working hard. This Powered Cable Suspension System (CSS-P) mounting configuration allows NOLAN the flexibility to be utilized in applications such as: offices, corridors, residential or retail establishments. The powered cabled allow for a clutter free look, eliminating the need for an additional power cord. This option adds to the sleek modern look of the fixture.

The precision-edged extruded acrylic lens satisfies the design sophistication required by specifiers, yet also provides effortless removal and exact snap-in lens.

Light Output	Nominal Delivered Lumen Per Foot	System Wattage Per Foot	Efficacy
SLO (4000K / 80 CRI)	314 lm/ft	2.8W/ft	112.1 lm/W
HLO (4000K / 80 CRI)	627 lm/ft	5.8W/ft	108.1 lm/W

Wattage includes driver and LED Module consumption. Delivered lumen output will vary depending on CCT, CRI selection.

CONSTRUCTION

Heavy gauge extruded aluminum housing. 1/4" thick precision machined aluminum end-caps. Extruded acrylic lenses specifically engineered to maximize the performance and transmission from a variety of light sources.

FIXTURE LENGTH

Fixtures are available in nominal lengths of 2, 3, 4, 6, and 8 feet standalone units.

FINISHES

Standard powder-coated white, powder-coated black, and matte aluminum finishes. Custom powder coat finishes available, consult factory for details.

LED LIGHT OUTPUT SYSTEM

LED Light Output is available as HLO (High Lumen Output) and SLO (Standard Lumen Output) providing efficient illumination. CLO (Custom Lumen Output) allows for end user specified lumen output or tailored wattage consumption for certain models. Consult factory for details.

DIMMING

Standard 0-10V dimming to 1% Lutron Ecosystem and 2-wire 1% available. DALI 1% Dimming available.

REMOTE DRIVER BOX

Remote box included. Above ceiling access required for servicing. Formed aluminum construction with knock-outs. Consult factory for maximum recommended mounting distance.

ACRYLIC LENS OPTIONS

(FW) Frosted White extruded acrylic lens. Lenses have a impact modified additive to reduce breaking on impact.

MOUNTING OPTIONS

(CSS-P) Powered Cable Suspension System field-adjustable 1/16" aircraft cable. Low voltage remote fixture powered through the aircraft cables.

CUSTOM AND MODS

We proudly specialize in manufacturing custom and modified luminaires and have the ability to modify most of our standard fixtures. Please contact factory with any inquiries.

LISTING / WARRANTY

- 5-Year Birchwood LED Limited Warranty
- UL Listed to US and Canadian standards for dry locations



ORDERING CODE: (Example: NOL-LED-125SLO304MWWF120D1CSS-PDR36MW)

1: Model	2: Light Output	3: CCT / CRI	4: Nominal Length	5: Finish	6: Lens	7: Voltage
NOL-LED-125 (1.25" Profile)	SLO (314 lm/ft 2.8W/ft)	279 (2700K / 90 CRI)	2 (2ft)	MW (Matte White, Powder Coat)	FW (Frosted White)	120 (120V)
	HLO (627 lm/ft 5.8W/ft)	30 (3000K / 80 CRI)	3 (3ft)	FB (Flat Black, Powder Coat)		277 (277V)
	CLO¹ (Custom Lumen Output CLO Calculator)	309 (3000K / 90 CRI)	4 (4ft)	MA (Matte Aluminum, Powder Coat)	347¹ (347V)	
		35 (3500K / 80 CRI)	6 (4ft)	CUP² (Custom Powder Coat Finish, Consult Factory)		
		359 (3500K / 90 CRI)	8 (8ft)			
40 (4000K / 80 CRI)						
409 (4000K / 90 CRI)						

8: Driver	9: Mounting	11: Orientation	12 Cable Length	13: Canopy Finish	14: Options
D1 (1% (nom) 0-10V)	CSS-P (Power Over Cable Suspension System)	DR (Direct)	36 (36")	MW (Matte White)	EM² (Emergency Battery Pack)
HLA2³ (LTA2W Mount Lutron H-Lume 1% 2 wire)			72 (72")	FB (Flat Black)	
HL (LDEA1 Lutron Hi-Lume 1% EcoSystem)			120 (120")	CUP (Custom, Contact Factory)	
HL5 (LDE1 Lutron Hi-Lume 1% EcoSystem)					
DALI (DALI)					

Notes

- Available for EB, D1, D10 drivers only
- Consult Factory For Options
- 120V Only

SPECIFICATION SHEET / M-0901-22 P-1

BIRCHWOOD LIGHTING | 3340 E La Palma Ave, Anaheim, CA 92806 | tel 714 550-7118 | fax 714 550-7151 | www.birchwoodlighting.com

For Birchwood Lighting's limited product warranty, go to www.birchwoodlighting.com. For a printed copy of the warranty, you may call 800 961-5321.

© 2022 Birchwood Lighting, Inc. All rights reserved. **Note:** This document is subject to change without notice.

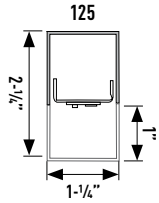
BIRCHWOOD | a LEVITON
lighting | company

NOL-LED 125 / CSS-P

NOLAN LED 1.25" Linear LED - Powered Cable Suspension System

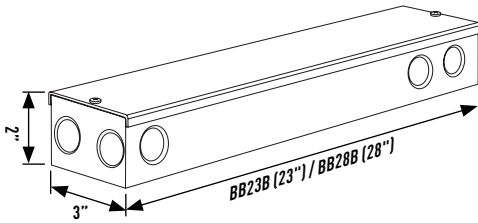
TYPE: _____
 JOB NAME: _____

DIMENSIONS: Standard Nominal Length: 2,3,4,6 or 8-foot
 (Consult factory for custom lengths)

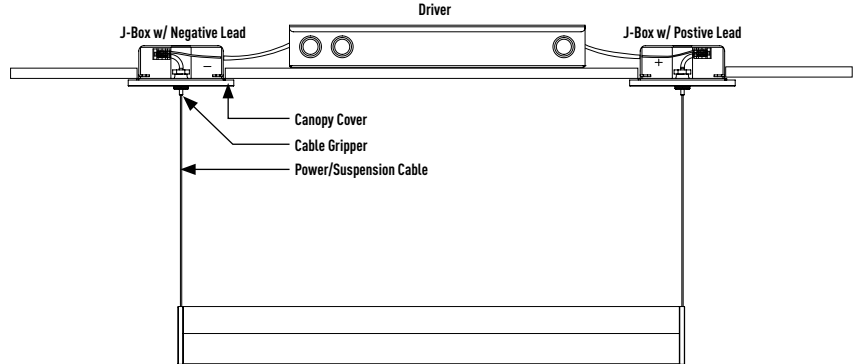


REMOTE DRIVER BOX DIMENSIONS:
 (Can be surface mounted in any orientation)

BB23B: Standard Driver Ballast Box (23" x 3" x 2")
BB28B: Standard Driver Ballast Box (28" x 3" x 2")



POWER OVER CABLE SYSTEM



NOMINAL DELIVERED LUMEN DATA (4000K / 80CRI)

Nolan 125	SLO (Standard Lumen Output)			HLO (High Lumen Output)			
	Optic Type	Lumen Per Foot	Wattage Per Foot	Lumen Per Watt	Lumen Per Foot	Wattage Per Foot	Lumen Per Watt
Frosted White (FW)		314 lm/ft	2.8 W/ft	112.1 lm/W	627 lm/ft	5.8 W/ft	112.1 lm/W

CLO - refer to [CLO Calculator](#) | [125 LED supplement info](#)