


HAI-LED-125 / CSS-P

HAILEY LED 1.25" Round Linear - Powered Cable Suspension System

TYPE:

JOB NAME:



HAILEY LED combines elegance and efficiency within 1.25" housing profiles of heavy duty extruded aluminum.

HAILEY LED CSS-P highly adaptable for any interior setting. This Powered Cable Suspension System (CSS-P) mounting configuration allows HAILEY the flexibility to be utilized in applications such as: offices, corridors, residential or retail establishments. The powered cabled allow for a clutter free look, eliminating the need for an additional power cord. This option adds to the sleek modern look of the fixture.

HAILEY LED: sophistication, versatility and efficiency combined to elevate your specification. Available in 2' to 8' nominal lengths.

Light Output	Nominal Delivered Lumen Per Foot	System Wattage Per Foot	Efficacy
SLO (4000K / 80 CRI)	283 lm/ft	2.9 W/ft	97.5 lm/W
HLO (4000K / 80 CRI)	565 lm/ft	5.9 W/ft	95.7 W/ft

Wattage includes driver and LED Module consumption. Delivered lumen output will vary depending on CCT, CRI selection.

Construction

Heavy gauge round extruded aluminum housing. 1/4" thick precision-machined aluminum end-caps. Extruded frosted acrylic lenses specifically engineered to deliver smooth and even illumination while maximizing light and luminaire performance.

Finishes

Standard powder-coated white, powder-coated black and matte aluminum finishes. Custom powder coat finishes available, consult factory for details.

Fixture Length

Fixtures are available in 2', 3', and 4' for standalone and 6' and 8' nominal lengths as a Continuous run, featuring internal adjoining mounting hardware enabling straight and precise rows. See installation section for more details.

Mounting Options

(CSS-P) Powered Cable Suspension System field-adjustable 1/16" aircraft cable. Low voltage remote fixture powered through the aircraft cables.

LED Light Output System

LED Light Output is available as HLO (High Lumen Output) and SLO (Standard Lumen Output) providing efficient illumination. CLO (Custom Lumen Output) allows for end user specified lumen output or tailored wattage consumption for certain models. Consult factory for details.

DIMMING

- 0-10V Dimming 1%
- elDoLED 0-10V 1%
- Lutron® LDE1 Hi-Lume EcoSystem 1%
- DALI Dimming 1%

Remote Driver Box

Remote box included. Above ceiling access required for servicing. Formed aluminum construction with knock-outs. Consult factory for maximum recommended mounting distance.

Acrylic Lens

FW) Frosted White extruded acrylic lens. Lenses have a impact modified additive to reduce breaking on impact.

Custom and Mods

We proudly specialize in manufacturing custom and modified luminaires and have the ability to modify most of our standard fixtures. Please contact factory with any inquiries.

LISTING / WARRANTY

- 5-Year Birchwood LED Limited Warranty
- US and Canada listed for dry/damp locations.



ORDERING CODE: (Example: HAI-LED-125SLO358MWF120D1CSS-PDR36MW)

1: Model	2: Light Output	3: CCT / CRI	4: Nominal Length	5: Finish	6: Lens
HAI-LED-125 (1.25")	SLO (Standard Lumen Output)	279 (2700K / 90 CRI)	2 (2ft)	MW (Matte White, Powder Coat)	FW (Frosted White)
	HLO (High Lumen Output)	30 (3000K / 80 CRI)	3 (3ft)	MA (Matte Aluminum)	
	CLO¹ (Custom Lumen Output CLO Calculator)	309 (3000K / 90 CRI)	4 (4ft)	FB (Flat Black Powder Coat)	
		35 (3500K / 80 CRI)	6² (6ft)	CUP² (Custom Powder Coat Finish, Consult Factory)	
		359 (3500K / 90 CRI)	8² (8ft)		
		40 (4000K / 80 CRI)			
		409 (4000K / 90 CRI)			

7: Voltage	8: Driver	9: Mounting	10: Orientation	11: Cable Length	12: Canopy Finish	13: Options
120 (120V)	-D1 (0-10V Dimming 1%)	CSS-P (Powered Cable Suspension System)	DR (Direct)	36 (36")	MW (Matte White)	EM³ (Emergency Battery Pack)
277 (277V)	-ED10V1 (elDoLED 0-10V 1%)		ID (Indirect)	72 (72")	FB (Flat Black)	
347¹ (347V)	-HL (LDE1 Lutron Hi-Lume Ecosystem 1%)			120 (120")	CUP (Custom, Contact Factory)	
	-DALI (DALI Dimming 1%)					

Notes

- Available for D1, D10 drivers only
- Additional canopies are required for 6 & 8-foot lengths. Consult factory for more info.
- Consult factory for options & lead-times

SPECIFICATION SHEET | M-0109-24 P-1

BIRCHWOOD LIGHTING | 3340 E La Palma Ave, Anaheim, CA 92806 | tel 714 550-7118 | fax 714 550-7151 | www.birchwoodlighting.com

For Birchwood Lighting's limited product warranty, go to www.birchwoodlighting.com. For a printed copy of the warranty, you may call 800 961-5321.

© 2024 Birchwood Lighting, Inc. All rights reserved. **Note:** This document is subject to change without notice.

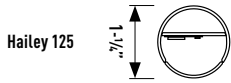
BIRCHWOOD | a LEVITON
lighting | company

HAI-LED-125 / CSS-P

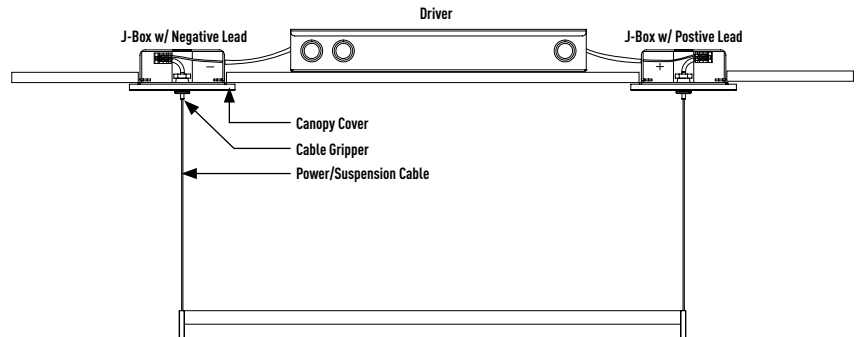
HAILEY LED 1.25" Round Linear - Powered Cable Suspension System

TYPE: _____
 JOB NAME: _____

DIMENSIONS: Standard Nominal Length: 2, 3, 4, 6 or 8-foot
 (Consult factory for custom lengths)

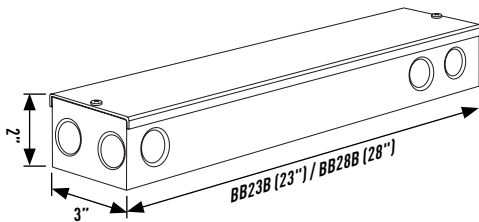


POWER OVER CABLE SYSTEM



REMOTE DRIVER BOX DIMENSIONS:
 (Can be surface mounted in any orientation)

BB23B: Standard Driver Ballast Box (23" x 3" x 2")
BB28B: Standard Driver Ballast Box (28" x 3" x 2")



NOMINAL DELIVERED LUMEN DATA

Kelsey 125 Optic Type	SLO: Direct		SLO: Indirect		HLO: Direct		HLO: Indirect	
	Lumen Per Foot	Wattage Per Foot	Lumen Per Foot	Wattage Per Foot	Lumen Per Foot	Wattage Per Foot	Lumen Per Foot	Wattage Per Foot
Frosted White (FW)	283 lm/ft	2.9 W/ft	283 lm/ft	2.9 W/ft	565 lm/ft	5.9 W/ft	565 lm/ft	5.9 W/ft