

# JAKE LED

3.50" Wall Wash  
T-Grid

Recessed Linear LED Fixture



JAKE LED Wall Wash is a recessed linear luminaire comprised of various LED light source options that delivers high performing smooth illumination to the intended area and creating visual interest to the space. JAKE LED Wall Wash can be installed in gypsum ceilings or walls with either a 3/4" Trim (TR) or Trimless (TL) mud-over flange. T-grid models for drop ceilings are also available.

JAKE LED Light Outputs and dimmable driver components, when combined together, provide optimal LED lighting system capabilities. Optional Kicker Reflector (KR) delivers light to upper corners of wall/ceiling transitions to minimize shadowing.

Available in nominal lengths from 2' - 8' as well as continuous run.



Made in the USA



UL and c-UL listed for dry and damp locations.



## FIXTURE SPECIFICATIONS

### Construction

Fixture body is constructed of heavy gauge extruded aluminum. Fixtures are available in nominal lengths of 2 - 8 feet, and continuous run lengths.

### Mounting

Recessed linear fixture for T-Grid ceiling installations. Available as continuous run mount. See installation information for specific details regarding installation guidelines. Various mounting clips available for ease of installation.

### Finishes

Fixture exposed edges are standard Matte White (MW). Custom powder coat finishes available - consult factory.

### LED Light Output System

LED Light Outputs are available as HLO (High Lumen Output) and SLO (Standard Lumen Output) providing efficient illumination. CLO (Custom Lumen Output) allows for end user specified lumen output or tailored wattage consumption for certain models. Consult factory for details.

### Dimming

Dimming is available with a variety of control protocols and options. Consult factory for availability and specifications.

### Custom and Mods

We proudly specialize in manufacturing custom and modified luminaires and have the ability to modify most of our standard fixtures. Please contact factory with any inquiries.

# JAKE LED

3.50" Wall Wash  
T-Grid

Type: Job Name:

Recessed Linear LED Fixture

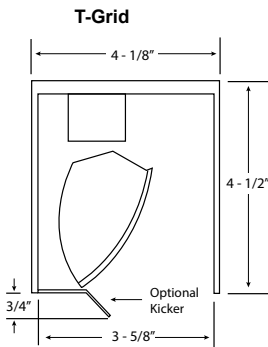
## SPECIFICATION CODE

### JAK-LED-WW-350

| model                 | trim style                          | light Output                    | color temp        | length         | voltage                                | driver                           | option                                 | option |
|-----------------------|-------------------------------------|---------------------------------|-------------------|----------------|--|----------------------------------|--|--------|
| Model                 | Trim Style <sup>2</sup>             | Light Output                    | Color Temp        | Nominal Length | Voltage                                | Driver                           | Options                                |        |
| <b>JAK-LED-WW-350</b> | <b>T-Grid Ceilings</b>              | <b>SLO</b> - Standard           | <b>27</b> - 2700K | <b>2</b> - 2'  | <b>120</b>                             | <b>EB</b> - Electronic           | Finishes <sup>2</sup>                  |        |
|                       | <b>LT9</b> - 9/16" exposed lay-in   | Lumen Output                    | <b>30</b> - 3000K | <b>3</b> - 3'  | <b>277</b>                             | Dimming                          | <b>CUP</b> - Custom powder coat        |        |
|                       | <b>LT15</b> - 15/16" exposed lay-in | <b>HLO</b> - High               | <b>35</b> - 3500K | <b>4</b> - 4'  | <b>347<sup>4</sup></b>                 | <b>D1</b> - 1% (nom) 0-10V       | <b>CP<sup>5</sup></b> - Chicago Plenum |        |
|                       | <b>TT9</b> - 9/16" Tegular          | Lumen Output                    | <b>40</b> - 4000K | <b>6</b> - 6'  |  | <b>HLA2<sup>3</sup></b> - Lutron | <b>KR</b> - Kicker Reflector           |        |
|                       | <b>TT15</b> - 15/16" Tegular        | <b>CLO<sup>4</sup></b> - Custom |                   | <b>8</b> - 8'  | <b>CR<sup>1</sup></b> - Continuous Run | Lutron 5 series                  |  |        |
|                       | <b>ITA</b> - Interlude®             | Lumen Output                    |                   |                |  | EcoSystem                        |  |        |
|                       | <b>ST9</b> - Slot Grid              |                                 |                   |                |  | <b>DALI</b> - DALI               |  |        |

[CLO Calculator](#)

## Dimensions



## NOTES

- 1 specify lengths in nominal feet
- 2 fixture exposed edges are standard Matte White see [option sheet](#) for custom finishes
- 3 120V only
- 4 available for EB, D1, D10 drivers only
- 5 compliant with CCEA Chicago Plenum code requirements

## Fixture Performance

### JAK-LED-WW-350 (4000K)

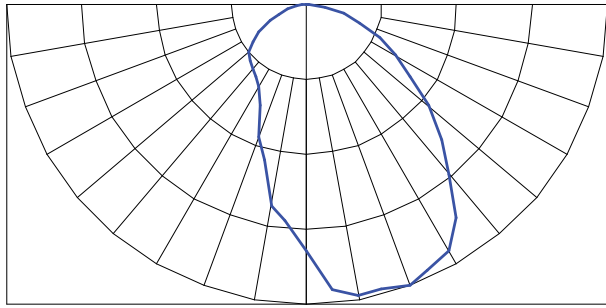
**SLO** - 79.1 lm/watt delivered @ 4.4 w/ft fixture input watts, 348 lm/ft.  
**HLO** - 74.4 lm/watt delivered @ 9 w/ft fixture input watts, 670 lm/ft.  
**CLO** - refer to [CLO Calculator](#)  
 350 LED [supplement info](#)

# JAKE LED

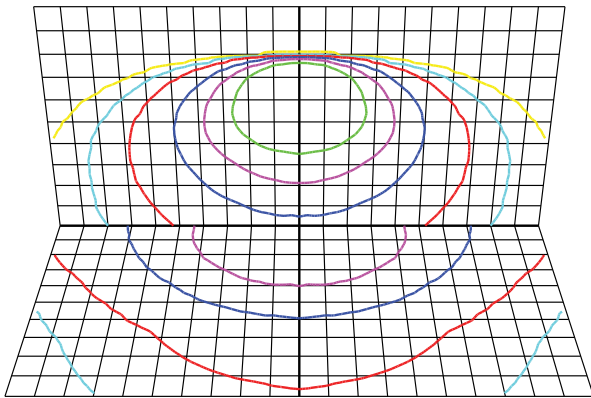
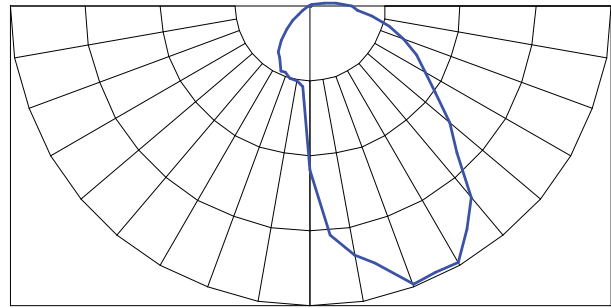
3.50" Wall Wash  
T-Grid

Recessed Linear LED Fixture

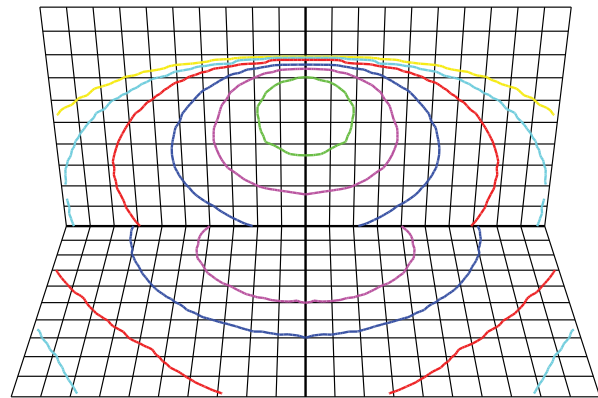
**Photometrics**



With Optional Kicker (KIC)

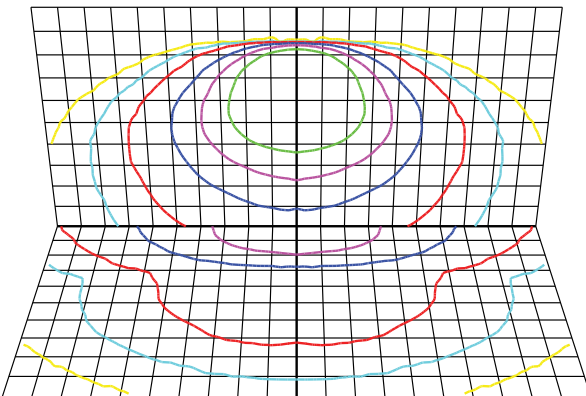


Fixture is mounted at 8' height and 2.0' from the wall

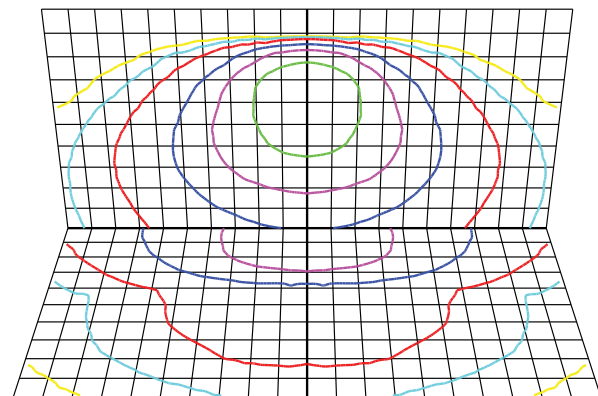


Fixture is mounted at 8' height and 3.0' from the wall

With Optional Kicker (KIC)



Fixture is mounted at 8' height and 2.0' from the wall



Fixture is mounted at 8' height and 3.0' from the wall

Gridscale = 1.0 ft per increment

Footcandle Legend

0.5 fc 1.0 fc 2.0 fc 5.0 fc 10.0 fc 20.0 fc

V-1016

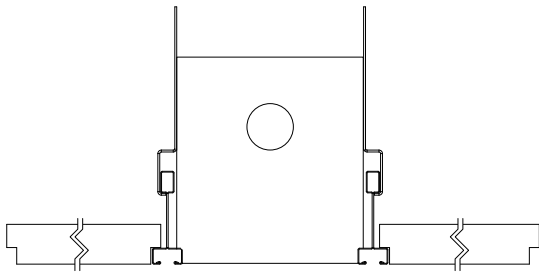
Type:

Job Name:

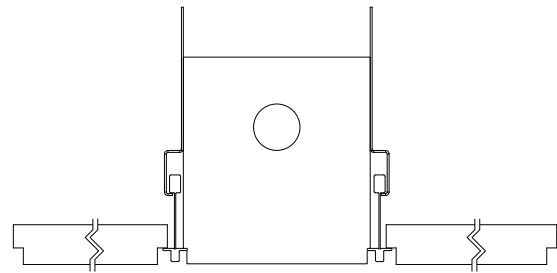
Recessed Linear LED Fixture

**T-GRID TRIM STYLES**

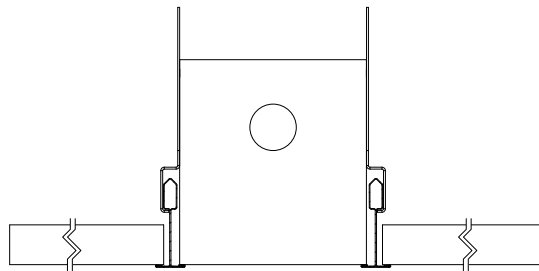
ST9 - 9/16 SLOT GRID



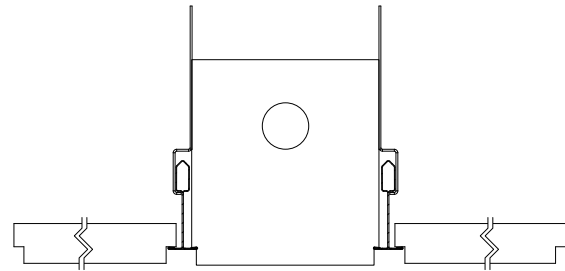
ITA - Interlude



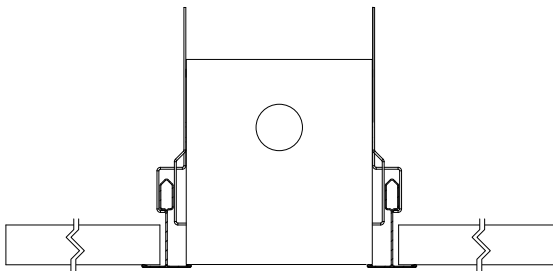
LT9 - 9/16 LAY-IN



TT9 - 9/16 TEGULAR



LT15 - 15/16 LAY-IN



TT15 - 15/16 TEGULAR

