

KEL-LED-325-RGBW / CSS

KELSEY RGBW 3.25" Square Linear / Cable Suspended (CSS)

TYPE:

JOB NAME:



Light Output	CCT/CRI	Nominal Delivered Lumens Per Foot	Watts Per Foot
RGBW-700	3000K / 90 CRI	700lm/ft	8.7W/ft

Wattage includes driver and LED Module consumption. Delivered lumen output will vary depending on CCT, CRI and Optic selection.

CONSTRUCTION

Heavy gauge square extruded aluminum housing. 1/4" thick precision-machined aluminum end-caps. Extruded acrylic lenses

LIGHT OUTPUT SYSTEM

High output RGB colors along side white. Introducing a white spectrum with saturated sharp RGB tones working together to create soft pastel tones or different tones of white enriched with RGB colors.

- 3000K/90 CRI - 700 lm/ft @ 8.7W, (15W max w/ RGB+W)

DIMMING

Available with DMXR or DALI

LENS

- Impact resistant co-extruded lens with highly reflective internal cavity
- (HE) High efficiency lens provides optimal performance with even and continuous diffusion
- (FBLSS) Flat Blade Louver Semi-Specular with diffusing layer.

PERFORMANCE OPTICS

(BW) Batwing, (AS) 15° Asymmetric, and (E70) 70° Elliptical.

FIXTURE LENGTH

- Nominal Lengths: 2', 4' & 6'
- Continuous or mitered runs are only available in "even length," and must be specified in feet. Consult factory for lead times.

MOUNTING

- (CSS) Cable Suspension System field adjustable 1/16" aircraft cable
- Standard matte white, flat black or matte silver 5" canopy with 3/8" field adjustable aircraft cable. Consult factory for longer lengths
- Power cord is color matched to canopy finish. Consult factory for additional canopy options and cable lengths

FINISHES

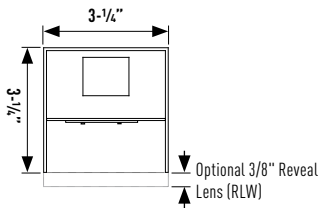
Available finishes includes powder coated Matte White (MW), Flat Black (FB) and Matte Aluminum (MA). Consult factory for custom powder coat finishes.

LISTING / WARRANTY

- 5-Year Limited Warranty
- US and Canada listed for dry/damp location.



DIMENSIONS:



ORDERING CODE: (Example: KEL-LED-325-RGBW-700-6-MW-HE-120-DMXR-CSS-DR-36MW)

1: Model	2: Light Output	3: Nominal Length	4: Finish	5: Lens
KEL-LED-325 (Kelsey 3.25")	-RGBW-700 (700 lm/ft @ 15W)	-2 (2ft)	-MW (Matte White, Powder Coat)	-HE (High Efficiency)
		-4 (4ft)	-FB (Flat Black, Powder Coat)	-FW (Frosted White)
		-6 (6ft)	-MA (Matte Aluminum, Powder Coat)	-RLW (Reveal Frosted White 3/8 Extended)
		-CR ₁ (Continuous Run)	-CU ³ (Custom Powder Coat)	-BW (Batwing 115°)
		-MTR-R ^{1,2} (Miter Run)		-AS (Asymmetric 15°)
				-E70 (Elliptical 70°)
				-FBLSS (Flat Blade Louver Semi-Specular)
6: Voltage	7: Dimming	8: CSS Mounting Options	9: Canopy/Cable Length	
-UNV (Universal 120-277V)	-DMXR (DMX512 RDM 0.1%) -DALI (DALI)	-CSS-DR (CSS Direct) -CSS-IN (CSS Indirect)	-36MW (5" Round Matte White Canopy, 36" Aircraft Cable)	
			-36FB (5" Round Flat Black Canopy, 36" Aircraft Cable)	
			-36MS (5" Round Matte Silver Canopy, 36" Aircraft Cable)	
			-CU ³ (Custom Length, Consult Factory)	

Notes

- Continuous or mitered runs are only available in "even length," and must be specified in feet. Consult factory for lead times.
- See [miter worksheet](#) for specification (detailed drawing required)
- Consult factory for options and lead times

SPECIFICATION SHEET L/M-0531-24 P-1

BIRCHWOOD LIGHTING | 725 Landwehr Road, Northbrook, IL 60062 | tel 714 550-7118 | fax 847 559-5505 | www.birchwoodlighting.com

For Birchwood Lighting's limited product warranty, go to www.birchwoodlighting.com. For a printed copy of the warranty, you may call 800 961-5321.

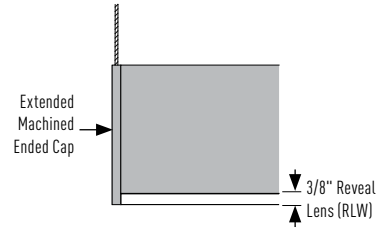
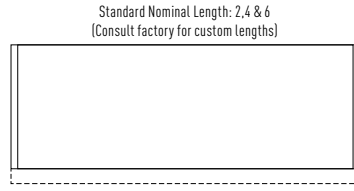
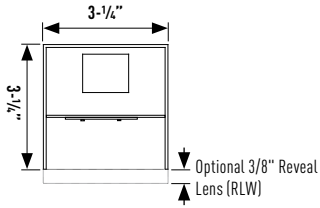
© 2024 Birchwood Lighting, Inc. All rights reserved. **Note:** This document is subject to change without notice.

KEL-LED-325-RGBW / CSS

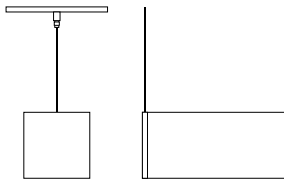
KELSEY RGBW 3.25" Square Linear / Cable Suspended (CSS)

TYPE: _____
 JOB NAME: _____

DIMENSIONS:

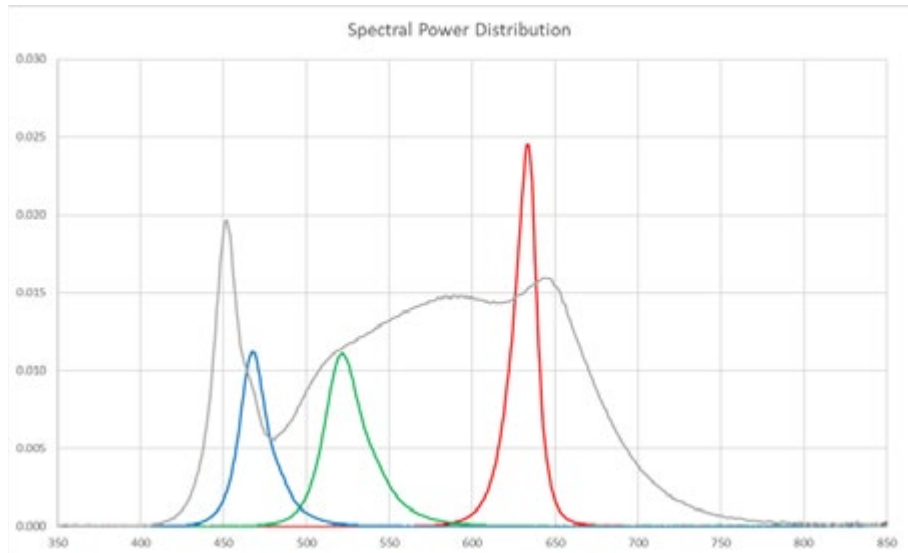
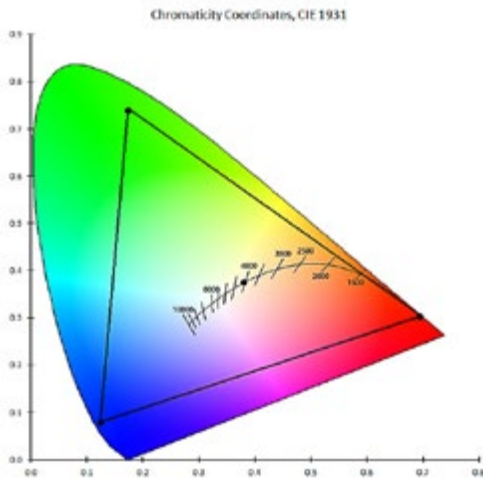


STANDARD CABLE SUSPENDED SYSTEM



NOMINAL DELIVERED LUMEN BREAKDOWN

Optic Type	White 3000K	Red (620nm)	Green (530nm)	Blue (470nm)	Wattage Per Foot
High Efficiency (HE)	694 lm/ft	67 lm/ft	145 lm/ft	17 lm/ft	15 W/ft
Batwing (BW)	630 lm/ft	61 lm/ft	132 lm/ft	15 lm/ft	15 W/ft
Asymmetric (AS)	710 lm/ft	69 lm/ft	148 lm/ft	17 lm/ft	15 W/ft
Elliptical (E70)	688 lm/ft	66 lm/ft	144 lm/ft	17 lm/ft	15 W/ft
Frosted White (FW)	584 lm/ft	56 lm/ft	122 lm/ft	14 lm/ft	15 W/ft



SPECIFICATION SHEET / M-0531-24 P-2

BIRCHWOOD LIGHTING | 725 Landwehr Road, Northbrook, IL 60062 | tel 714 550-7118 | fax 847 559-5505 | www.birchwoodlighting.com
 For Birchwood Lighting's limited product warranty, go to www.birchwoodlighting.com. For a printed copy of the warranty, you may call 800 961-5321.
 © 2024 Birchwood Lighting, Inc. All rights reserved. **Note:** This document is subject to change without notice.

LEVITON | Birchwood

KEL-LED-325-RGBW / CSS

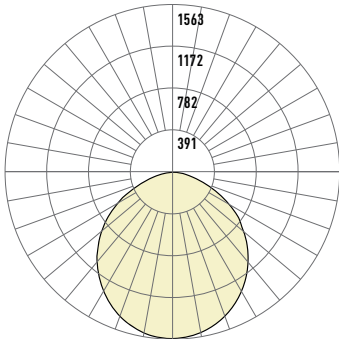
KELSEY RGBW 3.25" Square Linear / Cable Suspended (CSS)

TYPE:

JOB NAME:

KEL-LED-325-RGBW-4-SC-HE-DMX

PHOTOMETRIC CURVE:



Direct (AS): 700 lm/ft

Wattage: 34.7

Total Lumens (4ft): 2777 lm

CCT/CRI: 3000K / 90CRI

Efficacy: 80 lm/W

LUMINANCE DATA (cd/sq.m):

Angle In Degrees	Average 0-Deg	Average 45-Deg	Average 90-Deg
45	9912	10129	10442
55	8981	9283	9680
65	7342	7758	8351
75	4735	5149	5885
85	2496	2593	2700

CANDELA DISTRIBUTION:

	0	23	45	68	90	113	135	158	180	203
0	1072	1072	1072	1072	1072	1072	1072	1072	1072	1072
5	1064	1063	1065	1067	1069	1070	1070	1069	1068	1067
10	1043	1043	1047	1051	1054	1055	1055	1053	1052	1051
15	1011	1013	1018	1023	1028	1030	1030	1026	1024	1024
20	970	972	979	986	992	994	993	989	986	987
25	919	923	931	940	947	948	946	942	939	940
30	861	865	874	885	892	894	891	886	882	884
36	784	787	797	809	817	819	815	809	805	806
40	727	731	741	753	761	763	758	752	748	750
46	634	638	649	660	669	671	666	662	656	658
50	567	572	583	594	603	604	599	593	590	592
54	496	500	512	525	533	535	530	524	520	523
68	229	234	246	260	270	270	263	253	249	252
78	74	75	79	85	91	91	87	83	82	83
84	24	24	25	25	26	27	27	26	26	26
90	3	3	3	3	3	3	3	3	3	3

ZONAL LUMEN:

Zone	Lumens
0-10	101
10-20	288
20-30	432
30-40	512
40-50	518
50-60	368
60-70	342
70-80	172
80-90	45

KEL-LED-325-RGBW / CSS

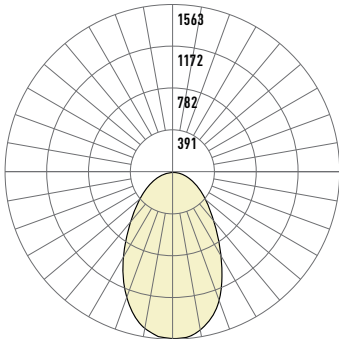
KELSEY RGBW 3.25" Square Linear / Cable Suspended (CSS)

TYPE:

JOB NAME:

KEL-LED-325-RGBW-4-SC-E70-DMX

PHOTOMETRIC CURVE:



Direct (AS): 700 lm/ft

Wattage: 34.7

Total Lumens (4ft): 2840 lm

CCT/CRI: 3000K / 90CRI

Efficacy: 82 lm/W

CANDELA DISTRIBUTION:

	0	22.5	45.0	67.5	90.0	112.5	135.0	157.5	180.0	202.5
0	1563	1563	1563	1563	1563	1563	1563	1563	1563	1563
5	1554	1551	1549	1549	1549	1550	1550	1551	1552	1553
15	1414	1415	1421	1430	1441	1452	1463	1472	1479	1481
25	1097	1106	1127	1159	1202	1239	1276	1306	1324	1329
35	733	741	763	798	846	904	970	1025	1061	1071
45	492	495	504	520	545	582	629	681	719	729
55	326	328	331	338	349	366	390	410	428	434
65	208	208	210	213	217	223	231	240	249	252
75	103	103	103	104	105	107	109	112	115	117
85	18	18	18	19	19	20	20	20	19	17
90	3	3	3	3	3	3	3	3	3	3

ZONAL LUMEN:

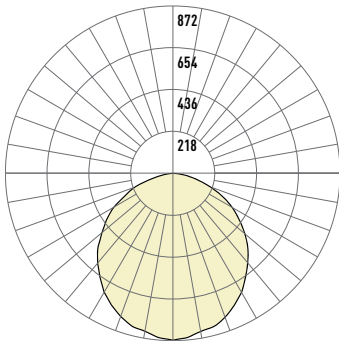
Zone	Lumens
0-10	147
10-20	407
20-30	560
30-40	564
40-50	463
50-60	339
60-70	224
70-80	111
80-90	24

LUMINANCE DATA (cd/sq.m):

Angle In Degrees	Average 0-Deg	Average 45-Deg	Average 90-Deg
45	7500	8593	11118
55	6130	6718	8152
65	5299	5621	6433
75	4291	4429	4855
85	2261	2384	2128

KEL-LED-325-RGBW-4-SC-FW-DMX

PHOTOMETRIC CURVE:



Direct (BW): 700 lm/ft

Wattage: 34.7

Total Lumens (4ft): 2335 lm

CCT/CRI: 3000K / 90CRI

Efficacy: 67 lm/W

CANDELA DISTRIBUTION:

	0
0	872
5	864
10	841
15	829
20	798
25	762
30	719
35	665
40	611
45	556
50	490
55	424
60	363
63	318
65	278
68	245
70	206
73	167
75	132
78	95
80	64
83	39
85	19
88	7
90	0

ZONAL LUMEN:

Zone	Lumens
0-10	82
10-20	233
20-30	351
30-40	417
40-50	428
50-60	381
60-70	278
70-80	139
80-90	26

LUMINANCE DATA (cd/sq.m):

Angle In Degrees	Average 0-Deg	Average 45-Deg	Average 90-Deg
45	8476	8476	8476
55	7974	7974	7974
65	7091	7091	7091
75	5484	5484	5484
85	2381	2381	2381

KEL-LED-325-RGBW / CSS

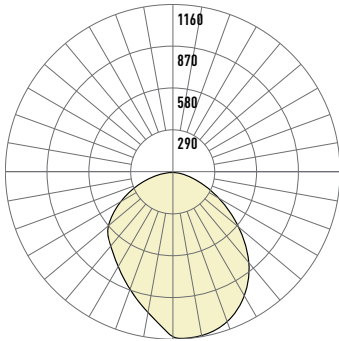
KELSEY RGBW 3.25" Square Linear / Cable Suspended (CSS)

TYPE:

JOB NAME:

KEL-LED-325-RGBW-4-SC-AS-DMX

PHOTOMETRIC CURVE:



Direct (AS): 700 lm/ft

Wattage: 34.7

Total Lumens (4ft): 2751 lm

CCT/CRI: 3000K / 90CRI

Efficacy: 79 lm/W

LUMINANCE DATA (cd/sq.m):

Angle In Degrees	Average 0-Deg	Average 45-Deg	Average 90-Deg
45	10861	11902	9257
55	9236	10627	7128
65	7182	8553	4715
75	4079	5584	3368
85	1887	2396	1838

CANDELA DISTRIBUTION:

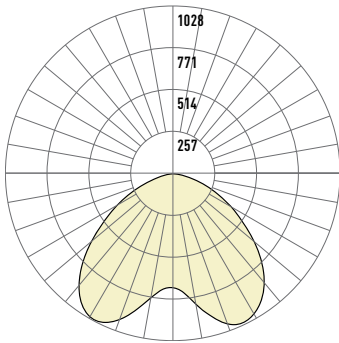
	0	22.5	45.0	67.5	90.0	112.5	135.0	157.5	180.0	202.5
0	1141	1141	1141	1141	1141	1141	1141	1141	1141	1141
5	1160	1156	1150	1142	1129	1106	1077	1058	1054	1066
15	1133	1130	1125	1116	1082	970	957	936	927	937
25	1058	1061	1058	1049	958	883	850	814	804	813
35	911	926	948	942	775	765	723	704	706	701
45	712	733	781	793	607	600	589	606	635	600
55	491	510	565	599	379	433	439	494	504	490
65	282	293	335	380	185	276	281	326	332	325
75	98	107	134	156	81	122	123	140	145	141
85	15	16	19	18	15	17	18	20	21	21
90	4	4	4	4	4	4	4	4	4	4

ZONAL LUMEN:

Zone	Lumens
0-10	106
10-20	294
20-30	437
30-40	514
40-50	515
50-60	434
60-70	293
70-80	133
80-90	26

KEL-LED-325-RGBW-4-SC-BW-DMX

PHOTOMETRIC CURVE:



Direct (BW): 700 lm/ft

Wattage: 34.7

Total Lumens (4ft): 2519 lm

CCT/CRI: 3000K / 90CRI

Efficacy: 73 lm/W

LUMINANCE DATA (cd/sq.m):

Angle In Degrees	Average 0-Deg	Average 45-Deg	Average 90-Deg
45	11513	11019	6345
55	9552	9779	6195
65	7175	7735	5812
75	4486	4938	4486
85	2298	2439	2174

CANDELA DISTRIBUTION:

	0	23	45	68	90	113	135	158	180	203
5	752	742	727	711	701	699	705	712	714	710
15	922	889	806	709	658	680	756	832	863	831
25	1013	984	872	685	585	648	830	974	1014	971
30	992	972	874	662	543	625	850	996	1026	991
32	974	957	867	649	526	615	852	992	1017	987
34	952	938	856	636	508	603	850	982	1001	976
36	926	914	841	620	491	589	844	965	978	959
38	895	886	822	603	475	575	833	941	949	935
40	860	854	798	585	458	559	817	912	915	905
42	822	820	771	565	441	543	796	877	876	870
44	778	783	740	543	424	524	771	839	832	831
46	732	737	706	520	408	504	740	797	785	787
48	684	691	668	496	391	483	706	747	736	740
50	635	644	628	470	374	461	667	697	684	690
54	533	547	543	417	339	413	580	593	579	587
58	434	450	454	360	302	360	485	490	476	485
63	322	334	345	287	251	290	367	367	354	363
68	220	229	241	212	194	216	257	253	242	250
73	133	139	147	137	132	142	158	154	147	152
78	69	72	76	71	71	75	82	80	77	79
84	22	23	23	21	21	22	25	25	24	25
90	3	3	3	3	3	3	3	3	3	3

ZONAL LUMEN:

Zone	Lumens
0-10	69
10-20	220
20-30	378
30-40	488
40-50	507
50-60	351
60-70	313
70-80	154
80-90	40